



2026

PRODUCT CATALOG

Quarter 1 Pricing



814-774-2631



vanairsystems.com




Info@vanairsystems.com

Table of Contents

About Van Air Systems.....	4
Contact Us.....	5
Desiccant.....	6
Absorbent Deliquescent Desiccant	6
Adsorbent Desiccant.....	8
Deliquescent Dryers.....	10
D-Series Dryers.....	10
Natural Gas PLD Series - Pipeline Dryers.....	12
Portable Series.....	14
Cool Pak/Cool Pak Pro.....	14
Dry Pak PRO / Dry Pak Pro DUO.....	15
Blast Pak PRO.....	16
Gas Pak PRO.....	18
Prep 40 - Regenerative Desiccant Dryers.....	19
Heatless Regenerative Dryers.....	20
Mini Heatless Dryers - MHL Series.....	20
Heatless Dryers - HL Series.....	21
Explosion Proof Dryers for Compressed Air.....	22
Explosion Proof Dryers for Natural Gas.....	23
Point Of Use Dryers.....	24
Inline Desiccant Dryers - ID Series.....	24
Moisture Block.....	25
Filters and Elements.....	26
F200 Series Particulate and Coalescing Filters.....	26
Van Air Systems Filter Elements.....	30
F101 Particulate and Coalescing Filters.....	32
Natural Gas Filters.....	33
Condensate Management.....	34
Mist Eliminators.....	34
Separators.....	34
Oil Water Separators.....	35
Solenoid Drains.....	36
Zero Loss Pneumatic Drains.....	36
Motorized Ball Valves.....	37
Air-Cooled Aftercoolers.....	38
Terms and Conditions.....	40
Warranty.....	42

DELIQUESCENT SINGLE TOWER DRYER APPLICATION


SINGLE TOWER DRYER SYSTEM



PORTABLE DELIQUESCENT DRYER APPLICATION



EXPLOSION PROOF HEATLESS DRYER APPLICATION



ABOUT VAN AIR SYSTEMS

Van Air Systems and Van Gas Technologies are global leaders in the design and manufacturing of products for the treatment of compressed air and gas.

Since the company's founding in 1944, the employees of Van Air Systems have proudly built a reputation for innovation, quality, and superior customer service. With manufacturing facilities located in Lake City, Pennsylvania we use American made materials to build high quality products in the USA.

Van Air Systems manufactures a wide range of dryers, filters, desiccants, drain valves and other accessories for removing contaminants from compressed air and natural gas. Having served tens of thousands of customers in virtually every industry, Van Air Systems and its extensive network of factory-trained distributors are uniquely prepared to deliver the world's finest solutions for cool, clean, and dry compressed air and natural gas.

VAN AIR SYSTEMS CORE PRODUCTS



D SERIES & PLD SERIES

Deliquescent Dryers

DELIQUESCENT DESICCANT

For Drying Compressed Air
and Natural Gas



BLAST PAK Pro

Portable Deliquescent Drying Package



F200 SERIES

Compressed Air Filters

Making Compressed Air & Gas **Work Better.**
www.vanairsystems.com

CONTACT US:

Corporate Office

2950 Mechanic Street
Lake City, PA 16423

Telephone: 1-814-774-2631
Email: info@vanairsystems.com

MANAGER OF SALES & MARKETING

Tom Vignolini

Cell: 724-816-5933
Email: tom.vignolini@vanairsystems.com

INSIDE SALES

(Pricing, Delivery, Product Returns & Warranty Claims)
Angie Kiedaisch

Email: angie.kiedaisch@vanairsystems.com

OUTSIDE SALES

Natural Gas

(PLD Series Deliquescent Natural Gas Dryers)
Jason Wolff

Cell: 814-572-2045
Email: jason.wolff@vanairsystems.com

Compressed Air

(Deliquescent Dryers)
Dave Ottinger

Cell: 317-695-7728
Email: dave.ottinger@vanairsystems.com

Compressed Air

(Filters & Condensate Management)
Matt Phillis

Cell: 814-528-6099
Email: matt.phillis@vanairsystems.com

Compressed Air & Natural Gas

(All Product Support)
Desmond Merzius

Cell: 814-844-3740
Email: desmond.merzius@vanairsystems.com

CUSTOMER SERVICE

(Order Information, Shipping Logistics)
Cheryl Brunner

Email: cheryl.brunner@vanairsystems.com

(Order Information, Shipping Logistics)
Karen Wolff

Email: karen.wolff@vanairsystems.com

MARKETING SERVICES

Kat Gindlesperger

Email: kat.gindlesperger@vanairsystems.com



TO PLACE AN ORDER:

EMAIL: Orders@vanairsystems.com

CALL: 1-814-774-2631

DRY-O-LITE® / GAS DRY PRIME



Most Affordable Industry Leading Desiccant

DRY-O-LITE® / GasDry™ Prime is the industry-leading, deliquescent desiccant. It's a chemical drying agent specifically formulated for Van Air Systems Single Tower D-Series Deliquescent Dryers.

Features & Benefits

- Up to a 20 degree dew point suppression
- Low cost
- Energy free
- Environmentally friendly
- Up to a 55% equilibrium RH

Applications

- Industrial plant air
- Abrasive blasting & painting
- Portable air drying
- Ready-mix & concrete plants
- Sawmills and Wood production

Part Number	Description	Price
33-0403	18 lb. Pail	\$ 65
33-0311	50 lb. Bag	\$ 80
33-0313	50 lb. Pail	\$ 110
33-0203	480 lb. Drum	\$ 1,130
33-0284	2,000 lb. Bulk Bag	\$ 3,450

HAVE YOU REPLACED YOUR DRY-O-LITE IN THE LAST 6 MONTHS?

If the answer is **NO** then you need to replace it immediately! Not doing so could affect performance! Call factory for recommendations.

NEW

SUPER DRY-O-LITE®



Performs better than SP in High Temperatures

We took Dry-O-Lite and SP desiccants and formulated a new desiccant... Super Dry-O-Lite. Super Dry-O-Lite will meet or exceed the performance to our SP desiccant and has a higher temperature threshold.

Features & Benefits

- Up to 45.7°F Dew Point Suppression
- Operating temperatures 100°F & Lower
- Prevents gas line freeze-ups

Applications

- Works best in High Pressure - Low Temperature Applications
- High Performance Air Applications
- Sales Gas, Fuel Gas & Biogas Dehydration

Part Number	Description	Price
33-0445	45 lb. Bag	\$120
33-0447	45 lb. Pails	\$140

SP / GAS DRY PEAK



SP / GasDry™ Peak is a chemical drying agent formulated primarily for the dehydration of natural gas. SP is recommended for the first stage of a multiple vessel drying system.

Applications

- Up to 27 degree dew point suppression
- For operating temperatures 70°F and below
- Inhibits natural gas hydrate formation
- Pre absorption for higher grades of desiccant
- Fuel gas & biogas dehydration
- High pressure - low temperature sales gas

Part Number	Description	Price
33-0205	50 lb. Bag	\$ 120
33-0328	45 lb. Pail	\$ 140

10BF / GAS DRY MAX



Maximum Performance for Drying Air and Gas

10BF®/GasDry™ Max is the primary desiccant choice for Natural Gas applications. 10BF/GasDry Max has the highest moisture absorbing capacity per pound of any other deliquescent desiccant while still achieving a very low moisture content.

Features & Benefits

- For operating temperatures 100°F and lower
- Can be used to replace TEG systems
- Prevents air and gas line freeze-ups
- Up to a 63 degree dew point suppression
- Up to a 13% equilibrium RH

Applications

- Meets pipeline gas moisture specifications
- Fuel gas & biogas dehydration
- Instrument gas dehydration
- Sales gas dehydration
- Remote outdoor locations without electricity

Part Number	Description	Price
33-0232	25 lb. Pail	\$ 800
33-0393	45 lb. Pail	\$1,500

4UF / GAS DRY ULTIMATE



Ultimate Dew Point Performance

Natural gas or process gas dehydration at low pressures, low flow rates, and / or low temperatures can be very difficult. For these unique applications, GasDry™ Ultimate/4UF was developed to meet low dew point requirements when other desiccants or glycols are ineffective.

Features & Benefits

- 7 lbs H₂O/MMSCF gas is attainable @ 50 PSIG & 60°F
- 20 lbs H₂O/MMSCF gas is attainable @ 25 PSIG & 80°F
- Used when gas line temperatures are below freezing
- Up to a 4% equilibrium RH

Applications

- Meets pipeline gas moisture specifications
- Fuel gas & biogas dehydration
- Lowers moisture content of biogas
- Instrument gas dehydration
- Remote outdoor locations without electricity

Part Number	Description	Price
33-0416	35 lb. Pail	CF



Drying Compressed Air and Natural Gas with Deliquescent Desiccant.

With 80 years of developing desiccant formulas, Van Air Systems is the original and leading manufacturer of deliquescent desiccants for drying compressed air and natural gas. Van Air Systems deliquescent desiccant is proudly made in Lake City, PA.

ARE YOU USING OUR DESICCANT? Send us a picture of the application you are using with our desiccant and possibly get featured on vanairsystems.com

ACTIVATED ALUMINA



2-5 Year Service Life Capability

Activated Alumina is a porous form of aluminum oxide. It has a high surface area which adsorbs vapors without any change in form.

Features & Benefits

- Low to zero dust discharge
- High adsorption capacity
- Low abrasion
- High crush strength

Applications

- Regenerative dryers
- Acid removal
- Process stream purification
- Hydrocarbon adsorption

	Part Number	Description	Price
1/8" in. (2-5mm)	33-0417	10 lb. Pail	\$ 80
	33-0237	25 lb. Pail	\$ 145
	33-0238	50 lb. Bag	\$ 190
	33-0401	350 lb. Drum	\$ 1,500
	33-0266	2,000 lb. Bulk Bag	\$ 6,700

	Part Number	Description	Price
3/16" in. (4-8mm)	33-0370	25 lb. Pail	\$ 140
	33-0367	50 lb. Bag	\$ 190
	33-0371	350 lb. Drum	\$ 1,510
	33-0372	2,000 lb. Bulk Bag	\$ 6,570

	Part Number	Description	Price
1/4" in. (5-10mm)	33-0240	25 lb. Pail	\$ 165
	33-0241	50 lb. Bag	\$ 220
	33-0402	350 lb. Drum	\$ 1,815
	33-0267	2,000 lb. Bulk Bag	\$ 8,550

Adsorbent Desiccants *are used in point-of-use applications, as well as in regenerative drying applications.*

CERAMIC BEAD



Pre-Bed Support for Single Tower Deliquescent Dryers

Ceramic bead is used at the bottom of Van Air Systems single tower dryers as pre-bed support and provides mechanical separation of moisture.

Part Number	Description	Price
33-0390	30 lb. Pail	\$ 250
33-0281	84 lb. Box	\$ 450

SILICA GEL



Consists of 97-100% Silica

Silica Gel is a bead consisting of 97-100% silica. Van Air Systems offers a high quality color indicating blue translucent bead. Dew points of -40°F and lower may be achieved with silica gel depending on dryer design and operating conditions.

Features & Benefits

- High moisture retention capacity
- Ability to achieve -40°F and lower dew points
- Uniform bead shape
- Provides visual indication of desiccant condition, indicating colors (blue = dry; pink = wet)

Applications

- Industrial compressed air systems
- Tool preservation
- Point-of-Use
- Laboratory

Part Number	Description	Price
26-0888	SG23 Cartridge for ID15/SW	\$ 65
33-0246	25 lb. Pail	\$ 235
33-0247	50 lb. Bag	\$ 385
33-0248	330 lb. Drum	\$ 2,270

MOLECULAR SIEVE



Effective in Special Process Applications

Molecular sieve is a sodium aluminosilicate. Van Air Systems offers molecular sieve with a fixed 4 angstrom pore size (4A), which is the most common size. Molecular Sieve is normally used for special process applications.

Features & Benefits

- Uniform capacity
- Round bead
- High moisture retention
- Can achieve a -100°F dew point

Applications

- Petroleum industry
- Gas stream purification
- Chem labs
- Liquid natural gas plants

Part Number	Description	Price
26-0889	MS16 Cartridge for ID15/IND	\$ 60
33-0249	25 lb. Pail	\$ 305
33-0265	50 lb. Bag	\$ 390
33-0250	330 lb. Drum	\$ 2,190

Deliquescent Dryers

D-SERIES DRYERS



The Most Affordable & Dependable Dryer Available

Think Simple. Install a D-Series deliquescent dryer virtually anywhere. D-Series dryers are installed indoors or outdoors. For portability, D-Series dryer mount easily to trucks, trailers, and skid-packaged equipment. With no electrical components D-Series dryers operate safely in areas where explosive vapors are present. D-Series dryers are ideal for drying low pressure air no purge intermittent flows, and for point-of-use applications.

Features & Benefits

- Low cost
- No power required and no moving parts
- 10 year vessel warranty
- 20°F to 63°F dew point suppression
- Prevent air line freeze-ups
- No purge loss



Applications

- Industrial plant air
- Blast rooms and paint booths
- Rail yards
- Landfill gas and digester gas
- Ready mix, cement, and asphalt plants
- Sawmills and wood production

Model	Part Number	Price	Flow Rating	In/Out Conn. (In.)	Dia. (In.)	Height (In.)	Weight Empty (lbs.)	*DRY-O-LITE® Per Unit (lbs.)	Recommended Pre-filter	Recommended After-filter	Filter Price
D2*	80-0104	\$ 550	7	1/2 NPT	5 1/2	13 3/4	4	2	F200-15-1/4-B-MD-PD6	F200-15-1/4-RB-MD-PD6	\$500
D4	80-1312	\$ 2,150	10	3/4 NPT	4 1/2	30 1/8	30	7	F200-15-1/4-B-MD-PD6	F200-15-1/4-RB-MD-PD6	\$ 500
D8	80-1313	\$ 2,250	50	3/4 NPT	8 5/8	38	60	35	F200-55-1/2-B-MD-PD6	F200-55-1/2-RB-MD-PD6	\$600
D12	80-1317	\$ 4,750	100	2 NPT	12 3/4	51	130	150	F200-100-1-B-MD-PD6	F200-100-1-RB-MD-PD6	\$ 900
D16	80-1318	\$ 6,500	155	2 NPT	16	55	145	250	F200-150-1-B-MD-PD6	F200-150-1-RB-MD-PD6	\$ 900
D20	80-1319	\$ 7,500	250	2 NPT	20	56	273	350	F200-265-1-1/4-B-MD-PD6	F200-265-1-1/4-RB-MD-PD6	\$ 950
D24	80-1320	\$ 8,300	375	2 NPT	24	59	357	500	F200-400-2-B-MD-PD6	F200-400-2-RB-MD-PD6	\$ 1,100
D30	80-1322	\$ 14,750	625	3 NPT	30	64	640	700	F200-600-3-B-MD-PD6	F200-600-3-RB-MD-PD6	\$ 2,100
D36	80-1323	\$ 18,950	850	3 FLG	36 5/8	70	780	1100	F200-800-3-B-MD-PD6	F200-800-3-RB-MD-PD6	\$ 2,100
D42	80-0011	CF	1250	4 FLG	42 3/4	93	1275	1700	F200-1250-3-B-MD-PD6	F200-1250-3-RB-MD-PD6	\$ 2,500
D48	80-0012	CF	1500	4 FLG	48 3/4	91	2150	2200	CF	CF	CF
D54	80-0013	CF	2000	4 FLG	54 3/4	94	2640	2800	F101-2000-B	F101-2000-RB	CF
D60	80-0014	CF	2500	4 FLG	60 3/4	97	2850	3500	F101-3500-B	F101-3500-RB	CF
D66	80-0015	CF	3000	6 FLG	66 3/4	100	3200	4200	F101-3500-B	F101-3500-RB	CF
D72	80-0016	CF	3500	6 FLG	73	110	4500	6000	F101-3500-B	F101-3500-RB	CF
D84	80-0018	CF	6000	6 FLG	85	124	5150	8200	CF	CF	CF
D102	80-0021	CF	8800	8 FLG	103	137	6900	14000	CF	CF	CF
D120	80-0024	CF	12000	10 FLG	121 1/4	145 1/2	10750	20000	CF	CF	CF
D138	80-0027	CF	16000	10 FLG	139 1/2	154 3/4	15500	27000	CF	CF	CF

*D2 includes (2) 1.25 pouches of desiccant part number 33-0411. All other D-Series dryers do not include desiccant. All D48 and larger dryers must ship vertically via a flatbed.

RECOMMENDED ACCESSORIES

Description	Part Number	Price	Model
Pressure Temperature Gauge	29-0200	\$ 120	D12-D138
MDV-400I 1/2 NPT 115 Volt Brass	39-2211121	\$ 1,015	D4; D8
MDV-400I 1 NPT 115 Volt Brass	39-2411121	\$ 1,075	D12- D54

Deliquescent Dryers

Maximum Capacities - SCFM

Model	10 PSIG	25 PSIG	60 PSIG	100 PSIG	125 PSIG	150 PSIG	200 PSIG	250 PSIG
D2	1.5	2.4	3.9	7	8.5	10.1	13.1	16.2
D4	2.2	3	6.5	10	12.2	14.4	18.7	23.1
D8	11	15	33	50	61	72	94	115
D12	22	30	65	100	122	144	187	231
D16	33	47	101	155	189	223	290	358
D20	54	76	163	250	304	359	468	-
D24	81	113	244	375	457	538	702	-
D30	135	189	407	625	761	897	1170	-
D36	183	257	554	850	1035	1221	-	-
D42	269	378	814	1250	1522	1795	-	-
D48	323	454	977	1500	1827	2154	-	-
D54	431	605	1303	2000	2436	2872	-	-
D60	538	756	1628	2500	3045	3590	-	-
D66	646	908	1954	3000	3654	4308	-	-
D72	754	1059	2279	3500	4263	5789	-	-
D84	969	1361	2931	6000	7308	-	-	-
D102	1507	2423	3949	8800	10720	-	-	-
D120	2046	3288	5359	12000	14615	-	-	-
D138	2692	4327	7051	16000	19485	-	-	-



HOW DOES IT WORK?

Wet compressed air enters the bottom of the dryer vessel and flows through a bed of DRY-O-LITE® desiccant. DRY-O-LITE® acts like a sponge and absorbs water vapor from the air. Over time the desiccant slowly deliquesces, or (dissolves), and forms a liquid that falls into the bottom of the vessel's liquid reservoir. Dry compressed air exits the top of the dryer. Maintenance is easy. Drain liquid from the dryer at least once per eight hours of operation. Add new DRY-O-LITE® desiccant every 4-6 weeks or when desiccant falls below the sight windows.

REPLACEMENT DRYER PARTS

Description	Part Number	Price
D2-D8 DRYERS		
D2 Housing O-Ring (6 pack)	475-00235	\$ 30
D2 Sight Glass Window	551-00400	\$ 30
D4-D8 Fill Port Plug (2 pack)	14-2188	\$ 30
D4-D8 Fill Port O-Ring (6 pack)	26-10264	\$ 30
D4 - D8 Sight Glass Window (2 pack)	26-0104	\$ 120
D4 - D8 1/4 NPT Male - 250# Set Pressure Relief Valve	14-2213	\$ 200
D12-D16 DRYERS		
Hatch Cover (gasket not included) *Current*	46-3800	CF
Hatch Cover *Historic serial numbers between 111,000 and 126,800*	46-3809	CF
Hatch Cover Gasket (3 pack)	18-0391	\$ 120
Sight Glass Window (2 pack)	26-0104	\$ 120
D12; D16 1/2 NPT - 250# Set Pressure Relief Valve	14-1462	\$ 585
D20-D36 DRYERS		
Hatch Cover (gasket not included) *Current*	46-3801	CF
Hatch Cover *Historic serial numbers between 111,000 and 126,800*	46-3810	CF
Hatch Cover Gasket (3 pack)	18-0394	\$ 120
Sight Glass Window (2 pack)	26-0104	\$ 120
D20; 3/4 NPT Male x 1 NPT Female - 200# Set Pressure Relief Valve	14-1810	\$ 750
D30; 1 NPT x 1 1/4 NPT Female - 200# Set Pressure Relief Valve	14-2204	\$ 1,400
D36; 1 1/4 NPT Male x 1 1/2 NPT Female - 175# Set Pressure Relief Valve	14-2203	\$ 1,775
D42-D138 DRYERS		
Hatch Cover (gasket not included) *Current*	46-3802	CF
Hatch Cover *Historic serial numbers between 111,000 and 126,800*	46-3811	CF
Hatch Cover Gasket (3 pack)	18-0214	\$ 180
Sight Glass Window (2 pack)	26-0104	\$ 120
D42; 1 1/2 NPT Male x 2 NPT Female - 150# Set Pressure Relief Valve	14-0540	\$ 1,950
D48; 1 1/2 NPT Male x 2 NPT Female - 175# Set Pressure Relief Valve	14-2308	\$ 1,260
D54; D60; D66; 2 NPT Male x 2 1/2 NPT Female - 150# Set Pressure Relief Valve	14-0990	\$ 2,460
D72; 2 NPT Female x 3 NPT Female - 150# Set Pressure Relief Valve	14-1710	\$ 5,540
D84; 2 1/2 NPT Female x 4 NPT Female - 125# Set Pressure Relief Valve	14-2784	\$ 4,880



Deliquescent Dryers

PLD SERIES DRYERS



The Most Affordable & Dependable Gas Dryer Available

As the industry leader in deliquescent desiccant technology, Van Gas Technologies has designed Pipeline Deliquescent Dryers (PLD) to be an economical and effective solution for natural gas dehydration. Standard single-tower Pipeline Dryers are available with maximum working pressures of 280 PSIG to 1450 PSIG, and flow capacities up to 15.2 MMSCFD. Gas dryers rated for higher pressures and flow rates are available on an engineered to order basis. PLD Series dryers provide a low cost solution for moisture removal from natural gas for everyone from the shallow home well operators to large producers of natural gas.

Features & Benefits

- Stop freeze-ups and hydrate formation
- No power required and no moving parts
- 10 year vessel warranty
- Maximum working pressures 280 PSIG to 1450 PSIG
- Meets pipeline moisture specifications
- No purge loss

Applications

- Natural gas dehydration at wellheads
- Dry fuel gas
- Inhibit hydrate formation
- Protect meters, regulators and other instruments

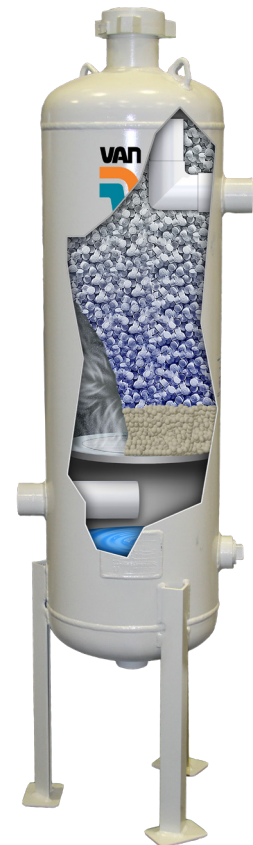


Model	Part Number	Price	MAWP (PSIG)	In/Out Conn. (In.)	FLG	Dia. (In.)	Height (In.)	Weight Empty (lbs.)	*Recommended Filter	Price	DOL/ PRIME (lbs.)	SP/ PEAK (lbs.)	10BF/ Max (lbs.)	Ceramic Bead Pre-bed (lbs.)
PLD8-2.8	80-1397	\$ 3,700	280	2 NPT	N/A	8 5/8	47 1/4	115	CF		25	19	21	17
PLD8-7.2	80-1326	\$ 6,700	720	2 NPT	N/A	8 5/8	70	195	GF105-2126-2-*7.2	CF	63	48	52	16
PLD8-14.5	80-1477	\$ 7,800	1450	2 NPT	N/A	8 5/8	88 15/16	300	GF105-3964-2-*14.5	CF	57	44	48	14
PLD12-2.8	80-1399	\$ 6,720	280	2 NPT	N/A	12 3/4	73 15/16	200	CF		115	88	96	38
PLD12-7.2	80-1328	CF	720	2 NPT	N/A	12 3/4	94 3/8	390	GF105-2126-2-*7.2	CF	193	148	161	35
PLD12-14.5	80-1442	CF	1450	2 NPT	N/A	12 3/4	94 3/8	610	GF105-3964-2-*14.5	CF	178	136	148	32
PLD16-2.8	80-1401	\$ 9,800	280	2 NPT	N/A	16	74 1/8	250	CF		187	143	156	59
PLD16-7.2	80-1330	CF	720	2 NPT	N/A	16	95 1/4	625	GF105-2126-2-*7.2	CF	309	236	258	55
PLD16-14.5	80-1483	\$ 19,450	1450	2 NPT	N/A	16	95 11/16	955	GF105-3964-2-*14.5	CF	282	215	235	50
PLD20-2.8	80-1403	\$ 12,400	280	2 NPT	N/A	20	76 5/8	385	CF		291	222	243	91
PLD20-7.2	80-1332	CF	720	2 NPT	N/A	20	94 3/4	810	GF105-2126-2-*7.2	CF	496	379	413	89
PLD20-14.5	80-1482	CF	1450	2 NPT	N/A	20	94 3/8	1260	GF105-3964-2-*14.5	CF	464	355	387	83
PLD24-2.8	80-1405	\$ 14,125	280	3 FLG	150	24	74	650	CF		425	324	354	133
PLD24-7.2	80-1334	CF	720	3 FLG	300	24	93 1/8	1360	GF105-7631-3-*7.2	CF	704	537	586	126
PLD24-14.5	80-1484	CF	1450	3 FLG	600	24	92 11/16	1870	GF105-15213-3-*14.5	CF	669	511	557	119
PLD30-2.8	80-1468	CF	280	3 FLG	150	30	80 3/16	770	CF		678	518	565	212
PLD30-7.2	80-1466	CF	720	3 FLG	300	30	98 5/16	1950	GF105-7631-3-*7.2	CF	1116	853	930	199
PLD30-14.5	80-1485	CF	1450	3 FLG	600	30	99	3030	GF105-15213-3-P-14.5	CF	1039	794	866	186
PLD36-2.8	80-1407	\$ 23,850	280	3 FLG	150	36 3/4	81 3/16	1100	CF		1018	778	848	318
PLD36-7.2	80-1308	CF	720	3 FLG	300	37 3/4	100 13/16	2900	GF105-7631-3-*7.2	CF	1781	1361	1484	318
PLD36-14.5	80-1486	CF	1450	3 FLG	600	39	101 15/16	4990	GF105-15213-3-*14.5	CF	1781	1361	1484	318

*Note when ordering a Filter please select whether it needs to be particulate (p) or coalescing (c). Consult Factory for filter options for all PLD 2.8 models.

Maximum Capacities - MSCFD

Model	10 PSIG	25 PSIG	50 PSIG	100 PSIG	200 PSIG	280 PSIG	500 PSIG	720 PSIG	1450 PSIG
PLD8-2.8	16	26	42	75	141	193	----	----	----
PLD8-7.2	15	24	40	70	132	181	315	450	---
PLD8-14.5	14	22	36	64	120	165	288	411	819
PLD12-2.8	30	49	79	141	263	362	---	---	---
PLD12-7.2	29	46	75	132	248	340	594	848	---
PLD12-14.5	26	41	67	119	223	306	534	762	1519
PLD16-2.8	48	76	125	221	413	567	---	---	---
PLD16-7.2	45	72	117	207	387	531	928	1325	---
PLD16-14.5	41	65	106	188	352	484	845	1206	2404
PLD20-2.8	73	118	192	341	638	875	---	---	---
PLD20-7.2	71	115	187	332	621	853	1489	2126	---
PLD20-14.5	67	107	175	310	581	798	1393	1988	3964
PLD24-2.8	107	172	280	497	930	1277	---	---	---
PLD24-7.2	101	163	265	471	881	1209	2112	3014	---
PLD24-14.5	96	155	252	447	838	1150	2008	2866	5714
PLD30-2.8	171	275	447	793	1485	2038	---	---	---
PLD30-7.2	161	258	421	747	1398	1918	3350	4783	---
PLD30-14.5	150	241	392	695	1301	1786	3119	4453	8877
PLD36-2.8	257	412	672	1191	2230	3061	---	---	---
PLD36-7.2	257	412	672	1191	2230	3061	5346	7631	---
PLD36-14.5	257	412	672	1191	2230	3061	5346	7631	15213



REPLACEMENT DRYER PARTS

Part Number	Description	Price
PLD 8-16 (2.8 models only prior to 2016)		
26-7573	4" Fill Cover O-ring 6-pack	\$ 30
PLD 8-16 (2.8, 7.2, 14.5 models after 2016)		
26-3639	4" Fill Cover O-ring 6-pack	\$ 30
PLD 20-36 (2.8, 7.2, 14.5 models)		
26-3640	6" Fill Cover O-ring 6-pack	\$ 30
Ceramic Bead Pre-bed (all models)		
33-0390	30 lb. Pail	\$ 250
33-0281	84 lb. Box	\$450

HOW DOES IT WORK?

Wet gas contacts the pre-bed, which is coated with desiccant solution. This area removes mist or droplets too small for mechanical separation. In addition, the hygroscopic desiccant solution on the extended surface of the pre-bed starts the drying process. Further moisture removal occurs in the desiccant bed where the remaining water vapor is removed from the gas. The desiccant tablets at the top of the bed serve as a backup supply. At the outlet, the gas is free of liquid water. Moisture vapor is substantially reduced and hydrate formation is eliminated.



Fuel Gas Dryer for TEG unit at a NG Processing Facility.



Did you know?

Van Air Systems sells natural gas dryers and desiccant under the name Van Gas Technologies. The PLD Series dryers are the primary line of gas drying vessels and can be installed in a variety of natural gas dehydration applications.

Call on your gas producers!

COOL PAK



Aftercooler/Filter Combo for Portable Air Compressors

The Cool Pak delivers cool filtered compressed air for portable jobs. Each Cool Pak consists of an air-cooled aftercooler with a 12VDC motor, 25 micron air filter/bulk moisture separator, and a manual drain. All of this is conveniently packaged on an aluminum constructed stand, with a rock guard, and protective cord wrap for ease of portability. The Cool Pak reduces the harmful effects of liquid contaminants. The Cool Pak is designed for use with portable 250 CFM compressors whenever a Dry Pak PRO air dryer is not an economical solution.

Features & Benefits

- 50 ft. power cord with clamps
- 2 prong hose couplings are included
- Ideal for portable 250 CFM diesel compressors
- Includes a handle and protective cord wrap

Applications

- Portable blasting
- Construction sites
- Protecting air tools
- Small blast pots

Model	Part Number	Price	Flow Rating (SCFM)	In/Out Conn. (In.)	Depth (In.)	Height (In.)	Width (In.)	Weight (lbs.)	Recommended Element	Part Number	Element Price
CP-250	80-1638	\$ 3,600	250	1 1/4 NPT	12	24 7/8	20	75	E200-185-AA/RAA	26-7866	\$ 175

NEW

COOL PAK Pro



Operating Position

Aftercooler/Filter Combo on wheels

The Cool Pak Pro solves the single biggest problems customers have complained about for years. The original Cool Pak is inefficient due to the filter/separator being located at the top of the aftercooler. As the aftercooler cools the compressed air, moisture drops out. The problem is that with the separator located on the high side, the moisture cannot be removed from the aftercooler. The Cool Pak Pro solves that problem by being the only aftercooler system designed to be laid down on it's back. In this orientation, the new swivel filter/separator is moved to the low point in the system which allows it to actually function as intended. This makes the Cool Pak Pro the most efficient aftercooler system on the market today.

Features & Benefits

- Air Motor
- 1 1/4" NPT Connections
- Ideal for portable 250 CFM diesel compressors
- Portable wheel cart
- Dual operating positions

Applications

- Portable blasting
- Construction sites
- Protecting air tools
- Small blast pots



Transporting Position

Model	Part Number	Price	Flow Rating (SCFM)	In/Out Conn. (In.)	Air Motor (SCFM)	Depth (In.)	Height (In.)	Width (In.)	Weight (lbs.)	Recommended Element	Part Number	Element Price
CPP-185	80-1621	\$ 7,850	250	1 1/4 NPT	22	27	36	23	160	E200-185-AA/RAA	26-7866	\$ 175

DRY PAK Pro



The Affordable and Portable Dry Air Package

Dry Air Anytime...Anywhere! The Dry Pak PRO is a portable compressed air drying system good for up to 185 SCFM. With no power requirements this system can be used virtually anywhere. This portable skid system consists of a D-Series Deliquescent Dryer, F200 Filter, an aftercooler with air motor, integrated rock guard, and a regulator/lubricator. This low cost, portable air drying system is perfect for small jobs where portability and dry air matter.

Features & Benefits

- 10 year dryer vessel warranty
- 185 SCFM @ 125 PSIG
- 250 PSIG maximum working pressure
- Free initial fill of DRY-O-LITE® desiccant

Applications

- Ideal for portable 185 CFM diesel compressors
- Air tools
- Painting and sand blasting
- Ship building



Model	Part Number	Price	*Flow Rating (SCFM)	Air Motor (SCFM)	In. Conn. (In.)	Out Conn. (In.)	Depth (In.)	Height (In.)	Width (In.)	Weight Empty (lbs.)	Dry-O-Lite (lbs.)	10BF (lbs.)	Maximum Working Pressure
DPP-150	80-1572	\$ 14,500	150	22	1 1/2 NPT	1 1/2 NPT	24	52	30	325	150	-	250

DRY PAK PRO DUO



The Portable DUO Dryer Air Package

The Dry Pak Duo has the same components as the Dry Pak PRO, but with another drying level. This unit was designed for applications that require lower dew points than what our Dry-O-Lite desiccant can provide. Using two deliquescent dryer vessels in a series enables you to achieve a lower dew point. By using Dry-O-Lite desiccant in the first dryer vessel it will knock out a majority of the moisture. This pre-dryer will also reduce the consumption of 10BF which is in the second dryer. At 100PSIG and inlet temperatures up to 250°F, the Dry Pak Pro Duo can achieve pressure dewpoints down to 29°F using 10BF desiccant.



*Van Air Systems recommends the use of DOL and 10BF in these vessels, but desiccant is not included.

Model	Part Number	Price	*Flow Rating (SCFM)	Air Motor (SCFM)	In. Conn. (In.)	Out Conn. (In.)	Depth (In.)	Height (In.)	Width (In.)	Weight Empty (lbs.)	Dry-O-Lite (lbs.)	10BF (lbs.)	Maximum Working Pressure
DPPD-50	80-1595	CF	50	22	1 1/4 NPT	3/4 NPT	20	43 1/16	30	350	35	30	250

Maximum Capacities - SCFM

Model	60 PSIG	80 PSIG	100 PSIG	125 PSIG	150 PSIG	175 PSIG	200 PSIG	250 PSIG
DPP-150	96	124	150	183	215	248	281	346

REPLACEMENT DRYER PARTS

Part Number	Description	Price
46-3800	Hatch Cover (gasket not included)	CF
18-0391	Hatch Cover Gasket (3 pack)	\$ 120
26-0104	Sight Glass Window (2 pack)	\$ 120
14-1462	1/2 NPT- 250# Set Pressure Relief Valve	\$ 585

BLAST PAK Pro



The Complete Portable Compressed Air Drying System

Blasting contractors know that dry compressed air is key to superior surface preparation. Wet compressed air clogs blast pots, corrodes nozzles, and causes flash rusting. Re-work is costly. Do the job right the first time and use a Blast Pak Pro. The ideal solution for the mobile blasting and painting contractors is the Blast Pak PRO. The Blast Pak PRO from Van Air Systems is a complete portable single tower deliquescent drying package engineered specifically for blasting and painting contractors. This complete package is conveniently assembled and welded to a forklift skid with 4-way access, allowing for maximum portability in mobile drying applications. With forklift access and four lifting lugs the Blast Pak PRO dryers are easily lifted onto the back of a truck or trailer and moved around a worksite.

Features & Benefits

- No electricity required, plug-n-play design
- Two step interior and exterior paint for longer vessel life
- F200 filter and muffler to eliminate oil residue from air motor
- Removable aftercooler assembly for ease of repair/replacement
- 3/4" Auxiliary air connection before the dryer
- Lifting lugs and 4-way access forklift skid for portability
- Tie downs to secure units for transportation
- Two sight windows for desiccant viewing
- Free initial fill of DRY-O-LITE® desiccant
- 15 year prorated warranty on Dryer Pressure vessel
(1st 5 years Full 100% warranty)

Applications

- Mobile abrasive blasting
- Painting
- Rail yards
- Rentals

Model	Part Number	Price	*Flow Rating (SCFM)	Air Motor (SCFM)	In/Out Conn. (In.)	Outlet Conn. (In.)	Width (In.)	Height (In.)	Depth (In.)	Weight Empty	**DRY-O-LITE Per Unit (lbs.)
PRO-25	80-1564	\$ 23,400	250	22	1 1/2 NPT	1 1/2 NPT	53	77	27	754	250
PRO-40	80-1565	\$ 28,700	400	14	2 NPT	2 NPT	53	77	27	930	400
PRO-50	80-1566	\$ 34,000	800	27	2 1/2 NPT	2 1/2 NPT	62	83 1/8	32 7/8	1276	500
PRO-75	80-1567	\$ 41,400	1200	33	2 1/2 NPT	2 1/2 NPT	62	83 1/8	32 7/8	1526	750
PRO-100	80-1568	\$ 55,100	1600	70	3 NPT	3 NPT	71 1/2	89 9/16	43	2159	1000

Note: *Flow rating @ 100 PSIG. Refer to maximum capacity chart for other operating pressures. Refer to depth size for shipping purposes.

**Desiccant is included with Blast Pak PRO purchases and ships on a separate pallet.

Maximum Capacities - SCFM

Model	Maximum Working Pressure	100 PSIG	125 PSIG	150 PSIG
PRO-25	200 PSIG	250	304	359
PRO-40	200 PSIG	400	487	574
PRO-50	200 PSIG	800	974	1149
PRO-75	200 PSIG	1200	1462	1723
PRO-100	175 PSIG	1600	1949	2297

RECOMMENDED ACCESSORIES

Description	Part Number	Price
Combination Pressure Temperature Gauge	29-0200	\$ 120
PDV-500T	39-0284	\$1,900
Relief Valve (PRO-25; PRO-40)	14-1810	\$ 750
Relief Valve (PRO-50; PRO-75)	14-2307	\$ 1,150
Relief Valve (PRO-100)	14-2308	\$1,260

REPLACEMENT DRYER PARTS

Description	Part No.	Price	Part No.	Price	Part No.	Price	Part No.	Price	Part No.	Price
	PRO 25		PRO 40		PRO 50		PRO 75		PRO 100	
Dryer Manual Drain Valve 1"NPT	14-0541	CF	14-0541	CF	14-0541	CF	14-0541	CF	14-0541	CF
Hatch Cover (gasket not included)	46-3769	\$ 405	46-3770	\$ 285	46-3770	\$ 285	46-3770	\$ 285	46-3770	\$ 285
Hatch Cover Gasket (3 pack)	18-0391	\$ 120	18-0394	\$ 120	18-0394	\$ 120	18-0394	\$ 120	18-0394	\$ 120
Sight Glass Window (2 pack)	26-0104	\$ 120	26-0104	\$ 120	26-0104	\$ 120	26-0104	\$ 120	26-0104	\$ 120
Air Motor	26-6277	\$ 1,680	26-6277	\$ 1,680	34-0926	\$ 2,020	34-0926	\$ 2,020	34-0925	\$ 5,625
Rebuild Kit for Air Motor	26-7687	\$ 520	26-7687	\$ 520	26-7688	\$ 780	26-7688	\$ 780	26-7689	\$ 1,655
Muffler for Air Motor	26-7130	\$ 95	26-7130	\$ 95	26-7131	\$ 95	26-7131	\$ 95	26-7132	\$ 260
Fan Blade	26-7480	\$ 350	26-7478	\$ 350	90-0620	\$ 840	90-0620	\$ 840	26-7499	\$ 840
Filter/Regulator/Lubricator (FRL)	26-7811	\$ 600	26-7811	\$ 600	26-7810	\$ 700	26-7810	\$ 700	26-7040	\$ 1,070
Element for FRL	26-7814	\$ 60	26-7814	\$ 60	26-7027	\$ 60	26-7027	\$ 60	26-7041	\$ 70
Aftercooler w/ Air Motor	34-0954	\$ 2,535	34-0929	\$ 3,635	34-0923	\$ 8,170	34-0923	\$ 8,170	34-0887	\$ 12,090
Exhaust Filter for Air Motor	84-20250	\$ 600	84-20250	\$ 600	84-20250	\$ 600	84-20250	\$ 600	84-20400	\$ 900
Element for Exhaust Filter (E200 AA)	26-10032	\$ 145	26-10032	\$ 145	26-10032	\$ 145	26-10032	\$ 145	26-10036	\$ 225

Hatch Covers for FD-Series and serial numbers between 111,000 and 126,800 require hatch cover part number 46-3809 or 46-3810.



Pinnacle Central Company of Jacksonville, FL currently supplies a very efficient and trouble-free compressed air/treatment system at the Port of Tampa. This application utilizes 8 portable diesel compressors (operating at 150psi), coupled to 8 Blast Pak Pro-100s. This compressed air system conveys dry batch powder concrete in order to unload cargo ships. The importance of dry air can't be understated when moving dry powder concrete material. Dry compressed air is crucial in this system, as the air is pushing this very sensitive material and coming into direct contact. All eight systems run around the clock, as they unload all bays of the cargo ship. Fuel cells set beside the compressors and nothing is shut down until the ship is unloaded. The effectiveness and efficiencies of dew point reduction, afforded by the Pro-100, insures that lines won't become caked or clogged with damaging moisture. Costly line repairs and down time are now a thing of the past. Using no purge air and only a small percentage of sacrificial air to the integrated air motor, the Pro-100 is a completely self-contained portable pneumatic drying and cleaning system. No electricity is required, as the power is in the Dry-O-Lite desiccant. The end user couldn't be happier with the system Pinnacle maintains and has just awarded them another contract for 2020. This air treatment system has successfully unloaded 8 ships in 2018, 10 in 2019.



The GAS PAK PRO

The All-In-One Portable Natural Gas Drying System

As the industry leader in deliquescent drying technology, Van Gas Technologies has designed a new portable solution for natural gas dehydration. This complete PLD skid package, is the perfect solution for jobs on the go. The Gas Pak PRO is custom built to your natural gas dehydration needs.

STANDARD FEATURES:

- Completely portable forklift accessible skid
- PLD Series Dryer with hammer union closure
- OSHA Platform, ladder, and dual swing safety gate for safe and easy desiccant refilling
- Prefilter and afterfilter
- No moving parts, no electricity necessary
- 10 year deliquescent dryer vessel warranty



The GAS PAK PRO is ideal for:

- Offshore Natural Gas Dehydration
- Emergency Shutdown Dryers
- Fuel Gas
- Sales Gas
- Instrumentation

*Gas Pak Pro pictured above is with optional accessories.



Dual PLD Pipeline Dryers on a portable skid with bypass piping to ensure uninterrupted flow of Dry Natural Gas.

PREP 40



In the Rental Market, a Simple and Reliable Dryer is Ideal

Prep 40 compressed air dryers have been designed for the rugged demands of the rental equipment industry. The Prep 40 consists of a regenerative dryer, aftercooler, moisture separator, pre/after filters, and regulator lubricator. Safety features include relief valves, failure to switch light and hour meter. The heavy duty structural steel frame work protects key components. These dryer skids are as close to plug-n-play as equipment gets. Just hook up compressed air hoses, supply 115v power, and the dryer is ready to begin working.

Features & Benefits

- Completely portable package
- Pneumatic drain valve included
- Simple to install
- Delivers -40°F Dewpoint
- Lifting lugs and steel forklift skid for portability

Applications

- Equipment rental applications
- Abrasive blasting & painting
- Plant shutdowns
- Disaster planning
- Pipeline dehydration & inspection

Model	Part Number	Price	Flow Rating (SCFM)	Air Motor (SCFM)	In/Out Conn. (In.)	Width (In.)	Height (In.)	Depth* (In.)	Activated Alumina Qty. Per Tower (lbs)	Total Weight with desiccant (lbs.)
FR-400	81-2441	Consult Factory	400	15	2 LUG CPLG	48	67	71	215	1790
FR-800	81-2442	Consult Factory	800	18	2 NPT	65	83	80	440	3280
FR-1200	81-2443	Consult Factory	1200	25	3 NPT	82	90	84 1/2	654	4508
FR-1600	81-2444	Consult Factory	1600	25	3 NPT	78	88	77 1/2	910	5395

Note: *Refer to depth size for shipping purposes, the FR-1600 must ship on a flatbed. Rated for a minimum working pressure of 60 PSIG for the FR-400, FR-800, and FR-1200, 80 PSIG for the FR-1600 and a maximum allowable working pressure of 150 PSIG. Precooler sized for 150°F inlet temperature, 15°F approach, 85°F ambient.

FR-400 ELEMENT KIT

Model	Part Number	Qty. Req.	Price
Control Air Filter Element	26-10404	1	Consult Factory
Control Air Filter O-Ring Head to bowl	475-01000	6	
Separator Element	26-10409	1	
Prefilter Element	26-10415	1	
Afterfilter Element	26-10413	1	
Filter O-Ring Head to Bowl	475-00242	6	

FR-1200 ELEMENT KIT

Model	Part Number	Qty. Req.	Price
Control Air Filter Element	26-10404	1	Consult Factory
Control Air Filter O-Ring Head to Bowl	475-01000	6	
Separator Element	26-7510	1	
Prefilter Element	26-7512	1	
Afterfilter Element	26-7511	1	
Filter O-Ring Head to Bowl	475-00362	6	

FR-800 ELEMENT KIT

Model	Part Number	Qty. Req.	Price
Control Air Filter Element	26-10404	1	Consult Factory
Control Air Filter O-Ring Head to Bowl	475-01000	6	
Separator Element	26-10436	1	
Prefilter Element	26-10442	1	
Afterfilter Element	26-10440	1	
Filter O-Ring Head to Bowl	475-00362	6	

FR-1600 ELEMENT KIT

Model	Part Number	Qty. Req.	Price
Control Air Filter Element	26-10404	1	Consult Factory
Control Air Filter O-Ring Head to Bowl	475-01000	6	
Separator Element	26-10041	1	
Prefilter Element	26-2090	1	
Afterfilter Element	26-2079	1	
Filter O-Ring Head to Bowl	475-00367	6	

Heatless Regenerative Dryers

MHL HEATLESS REGENERATIVE DRYERS



Extremely Dry Air for Point of Use and Low Flow Applications

MHL-3 through MHL-50 are compact, simple to install, and easy to maintain. These dryers deliver a -40°F pressure dew point to protect pneumatic equipment and processes from the harmful and costly effects of moisture. In critical applications, MHL Series dryers can deliver a -100°F pressure dew point.

Features & Benefits

- 3-50 SCFM
- Automatic Controller
- Solid state timer with LED status indicator lights for visual monitoring
- NEMA 4 electrical rating is standard (NEMA 7 optional)
- Easily serviceable components
- Low air velocity through the desiccant bed for efficient drying



Applications

- Laboratories
- Low flow manufacturing
- Critical point-of-use
- Car wash controls

Model	Price	Part Number	Flow Rating (SCFM)	In/Out Conn. (In.)	Width (In.)	Height (In.)	Depth (In.)	Weight (lbs.)
MHL-3	\$ 3,075	81-2328	3	3/8 NPT	7 1/2	13 5/8	5 1/4	8
MHL-6	\$ 3,150	81-2329	6	3/8 NPT	7 1/2	18 1/4	5 1/4	9
MHL-9	\$ 3,225	81-2330	9	3/8 NPT	7 1/2	17 1/4	5 1/4	10
MHL-12	\$ 3,550	81-2331	12	3/8 NPT	7 1/2	20 1/8	5 1/4	11
MHL-16	\$ 4,325	81-2332	16	1/2 NPT	9 1/2	33	6 1/2	29
MHL-25	\$ 4,600	81-2333	25	1/2 NPT	9 1/2	42	6 1/2	34
MHL-35	\$ 6,225	81-2334	35	1/2 NPT	10	39 1/4	7	59
MHL-50	\$ 7,450	81-2405	50	1/2 NPT	10	47 1/2	7	65

Note: All flow ratings listed are at 100 PSIG. Maximum allowable working pressure is 150 PSIG. Standard supply power is 115 volt. 230 volt units available at no charge - specify at time of order. MHL regenerative dryers are shipped via UPS. Optional NEMA 7 explosion proof add \$3000 net.

RECOMMENDED FILTRATION

Model	Prefilter	Price
MHL-3 to 12	F200-25-3/8-C-MD-PD6	\$ 500
MHL-16 to 25	F200-25-1/2-C-MD-PD6	\$ 500
MHL-35 to 50	F200-55-1/2-C-MD-PD6	\$ 600
Model	Afterfilter	Price
MHL-3 to 12	F200-25-3/8-RB-MD-PD6	\$ 500
MHL-16 to 25	F200-25-1/2-RB-MD-PD6	\$ 500
MHL-35 to 50	F200-55-1/2-RB-MD-PD6	\$ 600

HEATLESS REGENERATIVE DRYERS



Extremely Dry Air for 200-2000 SCFM Applications

When reliable, high purity compressed air is essential, turn to HL series heatless compressed air dryers from Van Air Systems. With our proprietary inlet transfer valves the HL series dryers have been engineered to deliver instrument quality -40°F pressure dew point compressed air with unparalleled dependability and reliability.

Features & Benefits

- 200-2000 SCFM
- Interlock logic 3-way transfer valve
- Solid state timer with LED status indicator lights for visual monitoring
- -40°F to -100°F pressure dew point
- ASME code stamped vessels
- Standard touchpad controller



Applications

- Pharmaceutical
- Manufacturing
- Refining and petrochemical
- Power generation

Model	Price	Part Number	Flow Rating (SCFM)	*In/Out Conn. (In.)	Width (In.)	Height (In.)	Depth (In.)	Total Weight (lbs.)	Total Desiccant Weight (lbs.)
HL-200	CF	HL-0200-110	200	1 1/2 FLG	37 1/2	88 1/4	26 1/4	652	212
HL-250	CF	HL-0250-110	250	1 1/2 FLG	37 1/2	88 1/4	26 1/4	700	260
HL-375	CF	HL-0375-110	375	1 1/2 FLG	43 1/4	88 1/2	32	1,016	406
HL-500	CF	HL-0500-110	500	1 1/2 FLG	43 1/4	88 1/2	32	1,142	532
HL-650	CF	HL-0650-110	650	2 1/2 FLG	53 3/4	103	49 1/4	1,662	732
HL-800	CF	HL-0800-110	800	2 1/2 FLG	53 3/4	103	49 1/4	1,810	880
HL-1000	CF	HL-1000-110	1000	2 1/2 FLG	65 3/4	109	50	2,630	1,120
HL-1250	CF	HL-1250-110	1250	2 1/2 FLG	65 3/4	109	50	2,866	1,356
HL-1500	CF	HL-1500-110	1500	3 FLG	83 3/4	121	72	3,864	1,744

Note: All prices include an initial fill of activated alumina desiccant. Models HL-200 through HL-1500 are equipped with the standard controller. Prices do not include filters or drain accessories. Weights include desiccant. The maximum allowable working pressure for HL models is 150 PSIG and supply power is 115V *Class 150 FLG. Please note HL-650 models and larger must be crated either laying down or be shipped standing up on flatbed. Crating cost not included, call for a quote.

RECOMMENDED FILTRATION

Model	Prefilter	Price	Afterfilter	Price
HL-200	F200-265-1-1/4-C-MD-PD6	\$950	F200-265-1-1/4-RB-MD-PD6	\$950
HL-250	F200-265-1-1/4-C-MD-PD6	\$ 950	F200-265-1-1/4-RB-MD-PD6	\$ 950
HL-375	F200-350-1-1/2-C-MD-PD6	\$ 1000	F200-350-1-1/2-RB-MD-PD6	\$ 1000
HL-500	F200-500-2-C-MD-PD6	\$ 1,425	F200-500-2-RB-MD-PD6	\$ 1,425
HL-650	F200-600-3-C-MD-PD6	\$ 2,100	F200-600-3-RB-MD-PD6	\$ 2,100
HL-800	F200-800-3-C-MD-PD6	\$ 2,100	F200-800-3-RB-MD-PD6	\$ 2,100
HL-1000	F200-1000-3-C-MD-PD6	\$ 2,350	F200-1000-3-RB-MD-PD6	\$ 2,350
HL-1250	F200-1250-3-C-MD-PD6	\$ 2,500	F200-1250-3-RB-MD-PD6	\$ 2,500

Heatless Regenerative Dryers

HLSXA EXPLOSION PROOF DRYERS



Safety and Reliability in Demanding Enviroments

Van Air Systems HLSXA explosion proof regenerative desiccant compressed air dryers deliver extremely dry compressed air in the harshest and most challenging operating environments where safety and performance are of central importance. HLSXA dryers are only for compressed air service.

Features & Benefits

- 55-800 SCFM at 100 PSIG
- -40°F pressure dew point
- Explosion proof controls, Class 1 Division 1 Groups C&D NEMA 4/7
- 250 PSIG maximum working pressure
- Power supply 115V-1PH-60HZ or 12V DC
- Small footprint for convenient installation



Applications

- Instrument air drying in hazardous area locations

Model	Price	Part Number	Flow Rating (SCFM)	In/Out Conn. (In.)	Width (In.)	Height (In.)	Depth (In.)	Activated Alumina Qty. Per Tower (lbs.)	Total Weight with Desiccant (lbs.)
HLSXA-55-115VAC	CF	81-2368	55	½ NPT	29	56 1/16	23 7/8	33	277
HLSXA-55-12VDC	CF	81-2367							
HLSXA-80-115VAC	CF	81-2343	80	¾ NPT	29	65 3/8	23 13/16	47	334
HLSXA-80-12VDC	CF	81-2342							
HLSXA-120-115VAC	CF	81-2370	120	1 NPT	29	77 1/4	24 1/4	67	415
HLSXA-120-12VDC	CF	81-2369							
HLSXA-150-115VAC	CF	81-2320	150	1 NPT	29	87 1/4	27 3/8	82	475
HLSXA-150-12VDC	CF	81-2414							
HLSXA-250-115VAC	CF	81-2539	250	1 ½ NPT	37 3/4	91 3/8	30 5/8	130	710
HLSXA-250-12VDC	CF	81-2546							
HLSXA-500-115VAC	CF	81-2540	500	1 ½ NPT	43 3/8	89 1/8	37	266	1162
HLSXA-500-12VDC	CF	81-2547							
HLSXA-800-115VAC	CF	81-2542	800	2 NPT	53 1/4	104 1/4	50 1/8	440	1880
HLSXA-800-12VDC	CF	81-2548							

Note: Prices include an initial fill of activated alumina desiccant. All flow ratings listed are at 100 PSIG.

The maximum allowable working pressure is 250 PSIG. HLSXA dryers are for compressed air service only. Dryer purges 20-25% of the design flow rates. Please note HLSXA-800 models must be crated either laying down or be shipped standing up on flatbed.

RECOMMENDED FILTRATION

Model	Prefilter	Price	Afterfilter	Price	Conn. (in.)
HLSXA-55	GF200-55-½-C-MD-PD5	\$ 800	GF200-55-½-RB-MD-PD5	\$ 800	½ NPT
HLSXA-80	GF200-85-¾-C-MD-PD5	\$ 1,125	GF200-85-¾-RB-MD-PD5	\$ 1,125	¾ NPT
HLSXA-120	GF200-150-1-C-MD-PD5	\$ 1,150	GF200-150-1-RB-MD-PD5	\$ 1,150	1 NPT
HLSXA-150	GF200-150-1-C-MD-PD5	\$ 1,150	GF200-150-1-RB-MD-PD5	\$ 1,150	1 NPT
HLSXA-250	GF200-265-1-¼-C-MD-PD5	\$ 1,225	GF200-265-1-¼-RB-MD-PD5	\$ 1,225	1 ½ NPT
HLSXA-500	GF200-500-2-C-MD-PD5	\$ 1,675	GF200-500-2-RB-MD-PD5	\$ 1,675	1½ NPT
HLSXA-800	GF200-800-3-C-MD-PD5	\$ 2,575	GF200-800-3-RB-MD-PD5	\$ 2,575	2 NPT

HLSXG EXPLOSION PROOF DRYERS



Extremely Dry Gas in the Most Challenging Environments

Van Gas Technologies HLSXG regenerative desiccant natural gas dryers are explosion proof and have been designed to operate in areas classified as hazardous. In the natural gas industry, operators often rely on pressurized natural gas to power essential equipment and instrumentation within confined spaces where explosive gases may be present. The HLSXG is the right solution for this application.

Features & Benefits

- 79 MSCFD - 1,152 MSCFD at 100 PSIG
- -40°F pressure dew point
- Explosion proof controls, Class 1 Division 1 Groups C&D Nema 4/7



Applications

- Instrument gas dehydration
- Fuel gas conditioning
- Hazardous area applications

Model	Price	Part Number	Flow Rating (MSCFD)	In/Out Conn. (In.)	Width (In.)	Height (In.)	Depth (In.)	Activated Alumina Qty. Per Tower (lbs.)	Total Weight with Desiccant (lbs.)
HLSXG-55-115VAC	CF	81-2525	79	½ NPT	29	56 1/16	21 1/4	33	280
HLSXG-55-12VDC	CF	81-2526							
HLSXG-80-115VAC	CF	81-2523	115	¾ NPT	29	65 3/8	21 1/4	47	340
HLSXG-80-12VDC	CF	81-2524							
HLSXG-120-115VAC	CF	81-2529	173	1 NPT	29	77 1/4	21 1/4	67	415
HLSXG-120-12VDC	CF	81-2530							
HLSXG-150-115VAC	CF	81-2527	216	1 NPT	29	87 1/4	22 1/4	82	475
HLSXG-150-12VDC	CF	81-2528							
HLSXG-250-115VAC	CF	81-2538	360	1 ½ NPT	37 3/4	91 3/8	25 1/2	130	700
HLSXG-250-12VDC	CF	81-2543							
HLSXG-500-115VAC	CF	81-2535	720	1 ½ NPT	43 3/8	89 1/8	28 1/2	266	1172
HLSXG-500-12VDC	CF	81-2544							
HLSXG-800-115VAC	CF	81-2536	1152	2 NPT	53 1/4	104 1/4	37 1/8	440	1860
HLSXG-800-12VDC	CF	81-2545							

Note: Prices include an initial fill of activated alumina desiccant. All flow ratings listed are at 100 PSIG. The maximum allowable working pressure is 250 PSIG. Dryer purges 20-25% of the design flow rates. Please note HLSXG-800 models must be crated either laying down or be shipped standing up on flatbed.

RECOMMENDED FILTRATION

Model	Prefilter	Price	Afterfilter	Price	Conn. (in.)
HLSXG-55	GF200-55-½-C-MD-PD5	\$ 800	GF200-55-½-RB-MD-PD5	\$ 800	½ NPT
HLSXG-80	GF200-85-¾-C-MD-PD5	\$ 1,125	GF200-85-¾-RB-MD-PD5	\$ 1,125	¾ NPT
HLSXG-120	GF200-150-1-C-MD-PD5	\$ 1,150	GF200-150-1-RB-MD-PD5	\$ 1,150	1 NPT
HLSXG-150	GF200-150-1-C-MD-PD5	\$ 1,150	GF200-150-1-RB-MD-PD5	\$ 1,150	1 NPT
HLSXG-250	GF200-265-1-1/4-C-MD-PD5	\$ 1,225	GF200-265-1-1/4-RB-MD-PD5	\$ 1,225	1 ½ NPT
HLSXG-500	GF200-500-2-C-MD-PD5	\$ 1,675	GF200-500-2-RB-MD-PD5	\$ 1,675	1 ½ NPT
HLSXG-800	GF200-800-3-C-MD-PD5	\$ 2,575	GF200-800-3-RB-MD-PD5	\$ 2,575	2 NPT

ID SERIES IN-LINE DESICCANT DRYERS



Extremely Dry Air and Gas for Critical Point of Use Applications

The ID Series is what a dryer should be: simple, reliable, effective and manufactured from quality heavy duty materials that will probably outlast the compressor and every other tool in your shop. In-line desiccant dryers deliver extremely dry compressed air or natural gas in critical point of use applications. With no moving parts and no power requirements, an in-line desiccant dryer can be installed virtually anywhere. Each dryer consists of either color indicating silica gel or molecular sieve, providing a -40°F pressure dew point.

Features & Benefits

- -40° F pressure dew point
- Low pressure drop, less than 1 PSID
- Industrial grade materials of construction
- No power or moving parts
- Ideal for intermittent flow applications
- Easily replaceable desiccant cartridge (ID-15 only)
- Visual indication of desiccant life

Applications

- Pneumatic control systems
- Paint spraying
- Drying natural gas
- Point-of-use drying
- Fuel gas for thermoelectric generators



Model	Price	Part Number	Flow Rating (SCFM)	In/Out Conn. (In.)	Dia. (In.)	Height (In.)	Weight (lbs.)	Desiccant	Recommended Prefilter	Filter Price
ID15/IND*	\$ 610	38-0124	15	½ NPT	5 ½	18 ½	5.3	MS16 Cartridge	F200-15-1/4-C-MD-PD6	\$ 500
ID15/SW	\$ 550	38-0125	15	½ NPT	5 ½	13 ½	5.9	SG23 Cartridge	F200-15-1/4-C-MD-PD6	\$ 500
ID35	\$ 2,575	80-1364	35	1 NPT	4 ½	28 ¾	38	8 lbs. Silica Gel	F200-55-1/2-C-MD-PD6	\$ 600

Note: Prices include an initial fill of desiccant. All flow ratings listed are at 100 PSIG. The maximum allowable working pressure is 200 PSIG. * ID15/IND supplied with indicator stick (38-0114) and not recommended for natural gas applications.



An Inline Desiccant Dryer and F200-15 filter being used on a ultrasonic welder.

Maximum Capacities - SCFM

Model	25 PSIG	50 PSIG	100 PSIG	150 PSIG	200 PSIG	250 PSIG
ID15 IND/SW	5	8.5	15	21	28	-
ID 35	14	20	35	50	66	81

DESICCANT

Replacement Desiccant	Price	Part Number	Weight (lbs.)
MS16 Cartridge (ID15/IND)	\$ 60	26-0889	2
SG23 Cartridge (ID15/SW)	\$ 65	26-0888	2
Silica Gel Pail (25 lb pail)	\$ 235	33-0246	25

MOISTURE BLOCK



Stop Moisture in your Air Lines with the Moisture BLOCK

Until now compressed air users in the light industrial market, those using 10 horsepower reciprocating air compressors or smaller, needed to choose between inexpensive dryers with high operating costs or expensive dryers with low operating costs. The Moisture Block is a unique dryer that merges low initial cost and operating costs. The Moisture Block delivers moisture free air for up to 90% longer than the nearest competing point-of-use dryer. It uses activated alumina desiccant to achieve a -40°F dew point.

Features & Benefits

- Up to 30 SCFM
- 200 PSIG maximum working pressure
- Activated alumina desiccant (initial fill included)
- Moisture Indicator (p/n: 46-3783)
- 1 year warranty
- No electricity required



Applications

- Autobody & collision repair
- Tire shops
- Woodworking
- Light assembly
- Paint booth & blast cabinets

Model	Price	Part Number	Flow Rating (SCFM)	In/Out Conn. (In.)	Length/ Width (In.)	Height (In.)	Weight (lbs.)	Activated Alumina Per Unit (lbs.)
AD-30	\$ 750	80-1576	30	1/2 NPT	6	30	40	10

INSTALLATION KIT

Part Number: 80-1549

Includes:	Qty.	Price
Drain hose clamps	2	CF
3 ft' clear drain hose	1	
1/4"NPT drain hose barbs	2	
3ft' inlet hose with swivel connector	1	

SERVICE KIT

Part Number: 80-1578

Includes:	Qty.	Price
Lid to head gaskets	2	CF
Desiccant Support	1	
1/4" Hex Bolts	8	
1/4" Drain Valve	1	

REPLACEMENT PARTS

Part Number	Description	Price
33-0417	Activated Alumina Desiccant (10 lb. Pail)	\$ 80
80-1577	Filter 4-Pack	CF

At Ono Brewing Company a Moisture Block desiccant dryer and oil water separator are being used. Owner Scott has used this setup for 2.5 years and have had no issues. Brewhouses and Keg Cleaners have pneumatic valves and do a clean air purge of the kegs. Having clean dry air is extremely important.

As an engineer I understood the importance of having clean dry, filtered air for the pneumatic valves and keg cleaner. However, \$3500 was a lot of money to spend on a mechanical dryer. I had worked with desiccant dryers in my past so I googled desiccant air filters and came across Moisture Block. I paid way less and the maintenance is minimal. - President, Owner of Ono Brewing Company



F200 SERIES COMPRESSED AIR FILTERS



Reliable Filter for Contaminant Removal

Van Air Systems F200 Series Compressed Air Filters remove compressor lubricant, oil aerosols, dust, dirt and scale from compressed air systems. These filters have a lifetime warranty and flows up to 1250 SCFM with nine different element grades. Their rugged cast aluminum housings and durable stainless steel element media will help reduce down time at your jobsite. Just follow the chart below and build your filter. Choose your flow, filter element and drain that best suite your needs.

Filter Designation

F200 – **100 - 1** – **B** – **MD** – **PD6**

FLOW & IN/OUT CONN

SCFM @ 100 PSIG	NPT
15	1/4 NPT
25	3/8 NPT
25	1/2 NPT
55	1/2 NPT
85	3/4 NPT
100	1 NPT
150	1 NPT
265	1 1/4 NPT
350	1 1/2 NPT
400	2 NPT
500	2 NPT
600	3 NPT
800	3 NPT
1,000	3 NPT
1,250	3 NPT

FILTER ELEMENT

ELEMENT GRADE	DESCRIPTION	MAX INLET TEMP	CLEAN DRY PRESSURE DROP
AA	25 Micron, Extra Coarse	225	.40
A	5 Micron, Coarse Coalescing	225	.50
B	1 Micron, General Purpose Coalescing	175	.75
C	.01 Micron, High Efficiency Coalescing	125	1.50
RAA	25 Micron, Extra Coarse Particulate	225	.40
RA	5 Micron, Coarse Particulate	225	.50
RB	1 Micron, General Purpose Particulate	225	.75
RC	.01 Micron, High Efficiency Particulate	225	1.50
RD	.01 Micron, Vapor Adsorbing	80	1.50

DRAIN

DRAIN TYPE	DESCRIPTION
MD	Manual Drain
AD	Internal Auto Drain (not for gas service)
DA	Drain Adapter (1/4" mNPT x 1/2" NPT)

DIFFERENTIAL PRESSURE INDICATOR

INDICATOR	DESCRIPTION
PD-5	Differential Pressure Indicator for F200-55 & larger
PD-6	Pop-up Indicator for F200-55 & larger

HOW A FILTER WORKS:

Coalescing Filter - Air flows from inside the element to outside.

Particulate Filter - Air flows from outside the element to inside.

Applications

- Industrial compressed air systems
- Pre & After filtration for any existing dryer

Model	Filter Price**	Flow Rating (SCFM)	250 Max PSIG	In/Out Conn. (In.)	Height (In.)	Width (In.)	Filter Weight (lbs.)	Replacement Element	Element Price**	Weight (lbs.)
F200-15-1/4-(-)-MD-PD6	\$ 500	15	35	1/4 NPT	9 1/4	2 13/16	1.4	E200-15/25-(-)	\$ 135	0.1
F200-25-3/8-(-)-MD-PD6	\$ 500	25	58	3/8 NPT	9 1/4	2 13/16	1.4	E200-15/25-(-)	\$ 135	0.1
F200-25-1/2-(-)-MD-PD6	\$ 500	25	58	1/2 NPT	9 1/4	2 13/16	1.4	E200-15/25-(-)	\$ 135	0.1
F200-55-1/2-(-)-MD-PD6	\$ 600	55	127	1/2 NPT	11 3/4	3 7/16	3.5	E200-55-(-)	\$ 145	0.3
F200-85-3/4-(-)-MD-PD6	\$ 875	85	196	3/4 NPT	14 9/16	4 15/16	6.2	E200-85-(-)	\$ 185	0.5
F200-100-1-(-)-MD-PD6	\$900	100	231	1 NPT	14 9/16	4 15/16	6.3	E200-100-(-)	\$ 185	0.6
F200-150-1-(-)-MD-PD6	\$ 900	150	346	1 NPT	20 7/16	4 15/16	7.6	E200-150-(-)	\$ 225	0.9
F200-265-1-1/4-(-)-MD-PD6	\$ 950	265	612	1 1/4 NPT	20 7/16	4 15/16	7.7	E200-265-(-)	\$ 250	1.0
F200-350-1 1/2-(-)-MD-PD6	\$ 1000	350	808	1 1/2 NPT	21 3/8	5 5/16	9.8	E200-350/400-(-)	\$ 265	1.1
F200-400-2-(-)-MD-PD6	\$ 1,100	400	923	2 NPT	21 3/8	5 5/16	9.8	E200-350/400-(-)	\$ 265	1.1
F200-500-2-(-)-MD-PD6	\$ 1,425	500	1154	2 NPT	29 3/8	5 5/16	12.2	E200-500-(-)	\$ 300	2.3
F200-600-3-(-)-MD-PD6	\$ 2,100	600	1385	3 NPT	25 3/8	7 7/8	22.5	E200-600-(-)	\$ 390	2.7
F200-800-3-(-)-MD-PD6	\$ 2,100	800	1846	3 NPT	30 7/8	7 7/8	25.5	E200-800-(-)	\$ 450	3.6
F200-1000-3-(-)-MD-PD6	\$ 2,350	1,000	2308	3 NPT	35 3/4	7 7/8	32.4	E200-1000-(-)	\$ 500	4.3
F200-1250-3-(-)-MD-PD6	\$ 2,500	1,250	2885	3 NPT	35 3/4	7 7/8	32.4	E200-1250-(-)	\$ 500	4.3

Note: All flow ratings listed are at 100 PSIG. All F200 filter prices include PD-6 pop-up indicator, manual ball valve and initial element. The maximum allowable working pressure is 250 PSIG. See literature for operating temperature. Important: When ordering filter or replacement element, add element grade designation to where asterisk appears in model number. Example: F200-500-2-C-MD-PD6 which indicates high efficiency coalescing filter for 500 scfm @ 100 PSIG. E200-500-C/RC is the replacement element for an F200-500-2-C filter. **Pricing excludes RD models.

DRAINS

Model	Part Number	Description	Price
ADM-2-2	84-10120	Internal Float Drain Kit F200 Series	\$ 115
ADM-2	84-10109	Internal Float Drain Kit F100 Series (also fits F200)	\$ 120
ADM-3	84-10138	Internal Float Drain Kit for F200 filters and separators	\$ 105
-	84-10852	Manual Drain Kit for F200 Series	\$ 45
-	84-10851	Drain Adapter - 1/2" NPT for F200-15 through 500	\$ 60
-	84-10136	Drain Adapter Plate Kit - 1/4" NPT for F200-600 and larger	\$ 70
-	84-10137	Drain Adapter Plate Kit - 1/2" NPT for F200-600 & larger	\$ 75

DIFFERENTIAL PRESSURE GAUGES

Model	Part Number	Description	Price
PD-5	84-10001	Differential Pressure Indicator Kit for F200-55 and larger	\$ 230
PD-6	84-10125	Differential Pressure Pop-Up Indicator Kit for F200 series	\$ 120

MOUNTING/CONNECTOR KITS


Model	Part Number	Description	Price
MB-1-2	84-10130	Mounting Bracket Kit for F200-15 and 25	\$ 220
MB-1	84-0720	Mounting Bracket Kit for F200-55	\$ 110
MB-2	84-0721	Mounting Bracket Kit for F200-85 through 265	\$ 190
MB-2-2	84-10131	Mounting Bracket Kit for F200-350 through 500	\$ 460
MB-3-2	84-10132	Mounting Bracket Kit for F200-600 through 1250	\$ 170
CK-1-2	84-10133	Connector Kit for F200-15 and 25	\$ 90
CK-1	84-0723	F200-55	\$ 90
CK-2	84-0724	F200-85 through 265	\$ 120
CK-2-2	84-10134	Connector Kit for F200-350 through 500	\$ 100
CK-3-2	84-10135	Connector Kit for F200-600 through 1250	\$ 100

REPLACEMENT PARTS

Part Number	Description	Price
326-00005	Locator Element for F200-15/25	\$ 60
326-00010	Locator Element for F200-55	\$ 60
326-00015	Locator Element for F200-85 through 265	\$ 60
326-00020	Locator Element for F200-350 through 500	\$ 60
326-00025	Locator Element for F200-600 through 1600	\$ 60
475-01000	F200-15/25 Body O-Ring (6 pack)	\$ 30
475-00146	F200-55 Body O-Ring replaces 26-2190 (6 pack)	\$ 30
475-00242	F200-85-500 Body O-Ring replaces 26-2191 (6 pack)	\$ 30
475-00362	F200-600-1250 Body O-Ring replaces 26-2192 (6 pack)	\$ 30
475-00367	F200-1600 Body O-Ring (6 pack)	CF

E200 ELEMENTS

Model	Part No.	Price	Model	Part No.	Price	Model	Part No.	Price
E200-15/25-AA/RAA	26-10400	\$ 135	E200-150-AA/RAA	26-10036	\$ 225	E200-600-AA/RAA	26-10427	\$ 390
E200-15/25-A/RA	26-10402		E200-150-A/RA	26-2063		E200-600-A/RA	26-10429	
E200-15/25-B/RB	26-10404		E200-150-B/RB	26-2074		E200-600-B/RB	26-10431	
E200-15/25-C/RC	26-10406	\$ 150	E200-150-C/RC	26-2085	\$ 275	E200-600-C/RC	26-10433	\$ 445
E200-15/25-RD	26-10408		E200-150-RD	26-2155		E200-600-RD	26-10435	
E200-55-AA/RAA	26-10032	\$ 145	E200-265-AA/RAA	26-10037	\$ 250	E200-800-AA/RAA	26-10436	\$ 450
E200-55-A/RA	26-2059		E200-265-A/RA	26-2064		E200-800-A/RA	26-10438	
E200-55-B/RB	26-2070		E200-265-B/RB	26-2075		E200-800-B/RB	26-10440	
E200-55-C/RC	26-2081	\$ 185	E200-265-C/RC	26-2086	\$ 300	E200-800-C/RC	26-10442	\$ 550
E200-55-RD	26-2151		E200-265-RD	26-2156		E200-800-RD	26-10444	
E200-85-AA/RAA	26-10034	\$ 185	E200-350/400-AA/RAA	26-10409	\$ 265	E200-1000-AA/RAA	26-10040	\$ 500
E200-85-A/RA	26-2061		E200-350/400-A/RA	26-10411		E200-1000-A/RA	26-2067	
E200-85-B/RB	26-2072		E200-350/400-B/RB	26-10413	\$ 325	E200-1000-B/RB	26-2078	\$ 550
E200-85-C/RC	26-2083	\$ 225	E200-350/400-C/RC	26-10415		E200-1000-C/RC	26-2089	
E200-85-RD	26-2153		E200-350/400-RD	26-10417		E200-1000-RD	26-2159	\$ 550
E200-100-AA/RAA	26-10035	\$ 185	E200-500-AA/RAA	26-10418	\$ 300	E200-1250-AA/RAA	26-7510	
E200-100-A/RA	26-2062		E200-500-A/RA	26-10420		E200-1250-A/RA	26-7509	\$ 500
E200-100-B/RB	26-2073		E200-500-B/RB	26-10422	\$ 350	E200-1250-B/RB	26-7511	
E200-100-C/RC	26-2084	\$ 225	E200-500-C/RC	26-10424		E200-1250-C/RC	26-7512	\$ 550
E200-100-RD	26-2154		E200-500-RD	26-10426		E200-1250-RD	26-7517	
						E200-1600-AA/RAA	26-10041	\$ 675
						E200-1600-A/RA	26-2068	
						E200-1600-B/RB	26-2079	
						E200-1600-C/RC	26-2090	\$ 725
						E200-1600-RD	26-2160	



Filters and elements made here in Lake City, PA.

F200 Filters - Manual Drain

Part #	Description	Prices	Part #	Description	Prices	Part #	Description	Prices
84-23100	F200-15-1/4-AA-MD-PD6	\$ 500	84-23350	F200-100-1-AA-MD-PD6	\$ 900	84-23600	F200-500-2-AA-MD-PD6	\$ 1,425
84-23101	F200-15-1/4-A-MD-PD6		84-23351	F200-100-1-A-MD-PD6		84-23601	F200-500-2-A-MD-PD6	
84-23102	F200-15-1/4-B-MD-PD6		84-23352	F200-100-1-B-MD-PD6		84-23602	F200-500-2-B-MD-PD6	
84-23103	F200-15-1/4-C-MD-PD6		84-23353	F200-100-1-C-MD-PD6		84-23603	F200-500-2-C-MD-PD6	
84-23104	F200-15-1/4-RAA-MD-PD6		84-23354	F200-100-1-RAA-MD-PD6		84-23604	F200-500-2-RAA-MD-PD6	
84-23105	F200-15-1/4-RA-MD-PD6		84-23355	F200-100-1-RA-MD-PD6		84-23605	F200-500-2-RA-MD-PD6	
84-23106	F200-15-1/4-RB-MD-PD6		84-23356	F200-100-1-RB-MD-PD6		84-23606	F200-500-2-RB-MD-PD6	
84-23107	F200-15-1/4-RC-MD-PD6	\$525	84-23357	F200-100-1-RC-MD-PD6	\$ 915	84-23607	F200-500-2-RC-MD-PD6	\$ 1,450
84-23108	F200-15-1/4-RD-MD-PD6		84-23358	F200-100-1-RD-MD-PD6		84-23608	F200-500-2-RD-MD-PD6	
84-23150	F200-25-3/8-AA-MD-PD6		84-23400	F200-150-1-AA-MD-PD6		84-23650	F200-600-3-AA-MD-PD6	
84-23151	F200-25-3/8-A-MD-PD6		84-23401	F200-150-1-A-MD-PD6		84-23651	F200-600-3-A-MD-PD6	
84-23152	F200-25-3/8-B-MD-PD6		84-23402	F200-150-1-B-MD-PD6		84-23652	F200-600-3-B-MD-PD6	
84-23153	F200-25-3/8-C-MD-PD6		84-23403	F200-150-1-C-MD-PD6		84-23653	F200-600-3-C-MD-PD6	
84-23154	F200-25-3/8-RAA-MD-PD6		84-23404	F200-150-1-RAA-MD-PD6		84-23654	F200-600-3-RAA-MD-PD6	
84-23155	F200-25-3/8-RA-MD-PD6	\$ 500	84-23405	F200-150-1-RA-MD-PD6	\$ 900	84-23655	F200-600-3-RA-MD-PD6	\$ 2,100
84-23156	F200-25-3/8-RB-MD-PD6		84-23406	F200-150-1-RB-MD-PD6		84-23656	F200-600-3-RB-MD-PD6	
84-23157	F200-25-3/8-RC-MD-PD6		84-23407	F200-150-1-RC-MD-PD6		84-23657	F200-600-3-RC-MD-PD6	
84-23158	F200-25-3/8-RD-MD-PD6		84-23408	F200-150-1-RD-MD-PD6		84-23658	F200-600-3-RD-MD-PD6	
84-23200	F200-25-1/2-AA-MD-PD6		84-23450	F200-265-1-1/4-AA-MD-PD6	\$ 915	84-23700	F200-800-3-AA-MD-PD6	\$ 2,150
84-23201	F200-25-1/2-A-MD-PD6		84-23451	F200-265-1-1/4-A-MD-PD6		84-23701	F200-800-3-A-MD-PD6	
84-23202	F200-25-1/2-B-MD-PD6		84-23452	F200-265-1-1/4-B-MD-PD6		84-23702	F200-800-3-B-MD-PD6	
84-23203	F200-25-1/2-C-MD-PD6		84-23453	F200-265-1-1/4-C-MD-PD6		84-23703	F200-800-3-C-MD-PD6	
84-23204	F200-25-1/2-RAA-MD-PD6		84-23454	F200-265-1-1/4-RAA-MD-PD6		84-23704	F200-800-3-RAA-MD-PD6	
84-23205	F200-25-1/2-RA-MD-PD6		84-23455	F200-265-1-1/4-RA-MD-PD6		84-23705	F200-800-3-RA-MD-PD6	
84-23206	F200-25-1/2-RB-MD-PD6		84-23456	F200-265-1-1/4-RB-MD-PD6		84-23706	F200-800-3-RB-MD-PD6	
84-23207	F200-25-1/2-RC-MD-PD6	\$500	84-23457	F200-265-1-1/4-RC-MD-PD6	\$ 950	84-23707	F200-800-3-RC-MD-PD6	\$ 2,100
84-23208	F200-25-1/2-RD-MD-PD6		84-23458	F200-265-1-1/4-RD-MD-PD6		84-23708	F200-800-3-RD-MD-PD6	
84-23250	F200-55-1/2-AA-MD-PD6		84-23500	F200-350-1-1/2-AA-MD-PD6		84-23750	F200-1000-3-AA-MD-PD6	
84-23251	F200-55-1/2-A-MD-PD6		84-23501	F200-350-1-1/2-A-MD-PD6		84-23751	F200-1000-3-A-MD-PD6	
84-23252	F200-55-1/2-B-MD-PD6		84-23502	F200-350-1-1/2-B-MD-PD6		84-23752	F200-1000-3-B-MD-PD6	
84-23253	F200-55-1/2-C-MD-PD6		84-23503	F200-350-1-1/2-C-MD-PD6		84-23753	F200-1000-3-C-MD-PD6	
84-23254	F200-55-1/2-RAA-MD-PD6		84-23504	F200-350-1-1/2-RAA-MD-PD6		84-23754	F200-1000-3-RAA-MD-PD6	
84-23255	F200-55-1/2-RA-MD-PD6	\$ 600	84-23505	F200-350-1-1/2-RA-MD-PD6	\$ 1000	84-23755	F200-1000-3-RA-MD-PD6	\$ 2,350
84-23256	F200-55-1/2-RB-MD-PD6		84-23506	F200-350-1-1/2-RB-MD-PD6		84-23756	F200-1000-3-RB-MD-PD6	
84-23257	F200-55-1/2-RC-MD-PD6		84-23507	F200-350-1-1/2-RC-MD-PD6		84-23757	F200-1000-3-RC-MD-PD6	
84-23258	F200-55-1/2-RD-MD-PD6		84-23508	F200-350-1-1/2-RD-MD-PD6		84-23758	F200-1000-3-RD-MD-PD6	
84-23300	F200-85-3/4-AA-MD-PD6		84-23550	F200-400-2-AA-MD-PD6		84-23800	F200-1250-3-AA-MD-PD6	
84-23301	F200-85-3/4-A-MD-PD6		84-23551	F200-400-2-A-MD-PD6		84-23801	F200-1250-3-A-MD-PD6	
84-23302	F200-85-3/4-B-MD-PD6		84-23552	F200-400-2-B-MD-PD6		84-23802	F200-1250-3-B-MD-PD6	
84-23303	F200-85-3/4-C-MD-PD6	\$ 875	84-23553	F200-400-2-C-MD-PD6	\$ 1,100	84-23803	F200-1250-3-C-MD-PD6	\$ 2,500
84-23304	F200-85-3/4-RAA-MD-PD6		84-23554	F200-400-2-RAA-MD-PD6		84-23804	F200-1250-3-RAA-MD-PD6	
84-23305	F200-85-3/4-RA-MD-PD6		84-23555	F200-400-2-RA-MD-PD6		84-23805	F200-1250-3-RA-MD-PD6	
84-23306	F200-85-3/4-RB-MD-PD6		84-23556	F200-400-2-RB-MD-PD6		84-23806	F200-1250-3-RB-MD-PD6	
84-23307	F200-85-3/4-RC-MD-PD6		84-23557	F200-400-2-RC-MD-PD6		84-23807	F200-1250-3-RC-MD-PD6	
84-23308	F200-85-3/4-RD-MD-PD6		84-23558	F200-400-2-RD-MD-PD6		84-23808	F200-1250-3-RD-MD-PD6	
		\$900			\$ 1,125			\$ 2,525

**HIGH PRESSURE FILTERS ARE
AVAILABLE UPON REQUEST**

F200 Filters - Automatic Drain

Part #	Description	Prices	Part #	Description	Prices	Part #	Description	Prices
84-27100	F200-15-1/4-AA-AD-PD6	\$ 550	84-27350	F200-100-1-AA-AD-PD6	\$ 950	84-27600	F200-500-2-AA-AD-PD6	\$ 1,450
84-27101	F200-15-1/4-A-AD-PD6		84-27351	F200-100-1-A-AD-PD6		84-27601	F200-500-2-A-AD-PD6	
84-27102	F200-15-1/4-B-AD-PD6		84-27352	F200-100-1-B-AD-PD6		84-27602	F200-500-2-B-AD-PD6	
84-27103	F200-15-1/4-C-AD-PD6		84-27353	F200-100-1-C-AD-PD6		84-27603	F200-500-2-C-AD-PD6	
84-27104	F200-15-1/4-RAA-AD-PD6		84-27354	F200-100-1-RAA-AD-PD6		84-27604	F200-500-2-RAA-AD-PD6	
84-27105	F200-15-1/4-RA-AD-PD6		84-27355	F200-100-1-RA-AD-PD6		84-27605	F200-500-2-RA-AD-PD6	
84-27106	F200-15-1/4-RB-AD-PD6		84-27356	F200-100-1-RB-AD-PD6		84-27606	F200-500-2-RB-AD-PD6	
84-27107	F200-15-1/4-RC-AD-PD6	\$ 575	84-27357	F200-100-1-RC-AD-PD6	\$ 975	84-27607	F200-500-2-RC-AD-PD6	\$ 1,500
84-27108	F200-15-1/4-RD-AD-PD6		84-27358	F200-100-1-RD-AD-PD6		84-27608	F200-500-2-RD-AD-PD6	
84-27150	F200-25-3/8-AA-AD-PD6	\$ 550	84-27400	F200-150-1-AA-AD-PD6	\$ 950	84-27650	F200-600-3-AA-AD-PD6	\$ 2,175
84-27151	F200-25-3/8-A-AD-PD6		84-27401	F200-150-1-A-AD-PD6		84-27651	F200-600-3-A-AD-PD6	
84-27152	F200-25-3/8-B-AD-PD6		84-27402	F200-150-1-B-AD-PD6		84-27652	F200-600-3-B-AD-PD6	
84-27153	F200-25-3/8-C-AD-PD6		84-27403	F200-150-1-C-AD-PD6		84-27653	F200-600-3-C-AD-PD6	
84-27154	F200-25-3/8-RAA-AD-PD6		84-27404	F200-150-1-RAA-AD-PD6		84-27654	F200-600-3-RAA-AD-PD6	
84-27155	F200-25-3/8-RA-AD-PD6		84-27405	F200-150-1-RA-AD-PD6		84-27655	F200-600-3-RA-AD-PD6	
84-27156	F200-25-3/8-RB-AD-PD6		84-27406	F200-150-1-RB-AD-PD6		84-27656	F200-600-3-RB-AD-PD6	
84-27157	F200-25-3/8-RC-AD-PD6	\$ 575	84-27407	F200-150-1-RC-AD-PD6	\$ 975	84-27657	F200-600-3-RC-AD-PD6	\$ 2,215
84-27158	F200-25-3/8-RD-AD-PD6		84-27408	F200-150-1-RD-AD-PD6		84-27658	F200-600-3-RD-AD-PD6	
84-27200	F200-25-1/2-AA-AD-PD6	\$ 550	84-27450	F200-265-1-1/4-AA-AD-PD6	\$ 1,000	84-27700	F200-800-3-AA-AD-PD6	\$ 2,175
84-27201	F200-25-1/2-A-AD-PD6		84-27451	F200-265-1-1/4-A-AD-PD6		84-27701	F200-800-3-A-AD-PD6	
84-27202	F200-25-1/2-B-AD-PD6		84-27452	F200-265-1-1/4-B-AD-PD6		84-27702	F200-800-3-B-AD-PD6	
84-27203	F200-25-1/2-C-AD-PD6		84-27453	F200-265-1-1/4-C-AD-PD6		84-27703	F200-800-3-C-AD-PD6	
84-27204	F200-25-1/2-RAA-AD-PD6		84-27454	F200-265-1-1/4-RAA-AD-PD6		84-27704	F200-800-3-RAA-AD-PD6	
84-27205	F200-25-1/2-RA-AD-PD6		84-27455	F200-265-1-1/4-RA-AD-PD6		84-27705	F200-800-3-RA-AD-PD6	
84-27206	F200-25-1/2-RB-AD-PD6		84-27456	F200-265-1-1/4-RB-AD-PD6		84-27706	F200-800-3-RB-AD-PD6	
84-27207	F200-25-1/2-RC-AD-PD6	\$ 575	84-27457	F200-265-1-1/4-RC-AD-PD6	\$ 1,025	84-27707	F200-800-3-RC-AD-PD6	\$ 2,225
84-27208	F200-25-1/2-RD-AD-PD6		84-27458	F200-265-1-1/4-RD-AD-PD6		84-27708	F200-800-3-RD-AD-PD6	
84-27250	F200-55-1/2-AA-AD-PD6	\$ 650	84-27500	F200-350-1-1/2-AA-AD-PD6	\$ 1,050	84-27750	F200-1000-3-AA-AD-PD6	\$ 2,425
84-27251	F200-55-1/2-A-AD-PD6		84-27501	F200-350-1-1/2-A-AD-PD6		84-27751	F200-1000-3-A-AD-PD6	
84-27252	F200-55-1/2-B-AD-PD6		84-27502	F200-350-1-1/2-B-AD-PD6		84-27752	F200-1000-3-B-AD-PD6	
84-27253	F200-55-1/2-C-AD-PD6		84-27503	F200-350-1-1/2-C-AD-PD6		84-27753	F200-1000-3-C-AD-PD6	
84-27254	F200-55-1/2-RAA-AD-PD6		84-27504	F200-350-1-1/2-RAA-AD-PD6		84-27754	F200-1000-3-RAA-AD-PD6	
84-27255	F200-55-1/2-RA-AD-PD6		84-27505	F200-350-1-1/2-RA-AD-PD6		84-27755	F200-1000-3-RA-AD-PD6	
84-27256	F200-55-1/2-RB-AD-PD6		84-27506	F200-350-1-1/2-RB-AD-PD6		84-27756	F200-1000-3-RB-AD-PD6	
84-27257	F200-55-1/2-RC-AD-PD6	\$ 675	84-27507	F200-350-1-1/2-RC-AD-PD6	\$ 1,100	84-27757	F200-1000-3-RC-AD-PD6	\$ 2,450
84-27258	F200-55-1/2-RD-AD-PD6		84-27508	F200-350-1-1/2-RD-AD-PD6		84-27758	F200-1000-3-RD-AD-PD6	
84-27300	F200-85-3/4-AA-AD-PD6	\$ 900	84-27550	F200-400-2-AA-AD-PD6	\$ 1,150	84-27800	F200-1250-3-AA-AD-PD6	\$ 2,550
84-27301	F200-85-3/4-A-AD-PD6		84-27551	F200-400-2-A-AD-PD6		84-27801	F200-1250-3-A-AD-PD6	
84-27302	F200-85-3/4-B-AD-PD6		84-27552	F200-400-2-B-AD-PD6		84-27802	F200-1250-3-B-AD-PD6	
84-27303	F200-85-3/4-C-AD-PD6		84-27553	F200-400-2-C-AD-PD6		84-27803	F200-1250-3-C-AD-PD6	
84-27304	F200-85-3/4-RAA-AD-PD6		84-27554	F200-400-2-RAA-AD-PD6		84-27804	F200-1250-3-RAA-AD-PD6	
84-27305	F200-85-3/4-RA-AD-PD6		84-27555	F200-400-2-RA-AD-PD6		84-27805	F200-1250-3-RA-AD-PD6	
84-27306	F200-85-3/4-RB-AD-PD6		84-27556	F200-400-2-RB-AD-PD6		84-27806	F200-1250-3-RB-AD-PD6	
84-27307	F200-85-3/4-RC-AD-PD6	\$ 950	84-27557	F200-400-2-RC-AD-PD6	\$ 1,175	84-27807	F200-1250-3-RC-AD-PD6	\$ 2,600
84-27308	F200-85-3/4-RD-AD-PD6		84-27558	F200-400-2-RD-AD-PD6		84-27808	F200-1250-3-RD-AD-PD6	

E200 SERIES ELEMENT CROSS REFERENCE

Model Number	Old Part Number	New Part Number	List Price
E200-15/25-RAA	26-10401	26-10400	\$135
E200-15/25-RA	26-10403	26-10402	\$135
E200-15/25-RB	26-10405	26-10404	\$135
E200-15/25-RC	26-10407	26-10406	\$135
E200-55-RAA	26-10107	26-10032	\$145
E200-55-RA	26-2092	26-2059	\$145
E200-55-RB	26-2103	26-2070	\$145
E200-55-RC	26-2114	26-2081	\$145
E200-85-RAA	26-10109	26-10034	\$185
E200-85-RA	26-2094	26-2061	\$185
E200-85-RB	26-2105	26-2072	\$185
E200-85-RC	26-2116	26-2083	\$185
E200-100-RAA	26-10110	26-10035	\$185
E200-100-RA	26-2095	26-2062	\$185
E200-100-RB	26-2106	26-2073	\$185
E200-100-RC	26-2117	26-2084	\$185
E200-150-RAA	26-10111	26-10036	\$225
E200-150-RA	26-2096	26-2063	\$225
E200-150-RB	26-2107	26-2074	\$225
E200-150-RC	26-2118	26-2085	\$225
E200-265-RAA	26-10112	26-10037	\$250
E200-265-RA	26-2097	26-2064	\$250
E200-265-RB	26-2108	26-2075	\$250
E200-265-RC	26-2119	26-2086	\$250
E200-350/400-RAA	26-10410	26-10409	\$265
E200-350/400-RA	26-10412	26-10411	\$265
E200-350/400-RB	26-10414	26-10413	\$265
E200-350/400-RC	26-10416	26-10415	\$265
E200-500-RAA	26-10419	26-10418	\$300
E200-500-RA	26-10421	26-10420	\$300
E200-500-RB	26-10423	26-10422	\$300
E200-500-RC	26-10425	26-10424	\$300
E200-600-RAA	26-10428	26-10427	\$390
E200-600-RA	26-10430	26-10429	\$390
E200-600-RB	26-10432	26-10431	\$390
E200-600-RC	26-10434	26-10433	\$390
E200-800-RAA	26-10437	26-10436	\$450
E200-800-RA	26-10439	26-10438	\$450
E200-800-RB	26-10441	26-10440	\$450
E200-800-RC	26-10443	26-10442	\$450

Model Number	Old Part Number	New Part Number	List Price
E200-1000-RAA	26-10115	26-10040	\$500
E200-1000-RA	26-2100	26-2067	\$500
E200-1000-RB	26-2111	26-2078	\$500
E200-1000-RC	26-2122	26-2089	\$500
E200-1250-RAA	26-7510	26-7510	\$500
E200-1250-RA	26-7509	26-7509	\$500
E200-1250-RB	26-7511	26-7511	\$500
E200-1250-RC	26-7512	26-7512	\$500
E200-1600-RAA	26-10116	26-10041	\$675
E200-1600-RA	26-2101	26-2068	\$675
E200-1600-RB	26-2112	26-2079	\$675
E200-1600-RC	26-2123	26-2090	\$675

LEGACY E100 SERIES ELEMENTS

Model Number	Part Number	List Price
E100-15-A	26-2058	\$125
E100-15-AA	26-10031	\$125
E100-15-B	26-2069	\$125
E100-15-C	26-2080	\$125
E100-15-RA	26-2091	\$125
E100-15-RAA	26-10106	\$125
E100-15-RB	26-2102	\$125
E100-15-RC	26-2113	\$125
E100-15-RD	26-2150	\$150
E100-30-A	26-2059	\$145
E100-30-AA	26-10032	\$145
E100-30-B	26-2070	\$145
E100-30-C	26-2081	\$145
E100-30-RA	26-2092	\$145
E100-30-RAA	26-10107	\$145
E100-30-RB	26-2103	\$145
E100-30-RC	26-2114	\$145
E100-30-RD	26-2151	\$185
E100-50-A	26-2060	\$135
E100-50-AA	26-10033	\$135
E100-50-B	26-2071	\$135
E100-50-C	26-2082	\$135
E100-50-RA	26-2093	\$135
E100-50-RAA	26-10108	\$135
E100-50-RB	26-2104	\$135
E100-50-RC	26-2115	\$135
E100-50-RD	26-2152	\$175
E100-75-A	26-2061	\$185
E100-75-AA	26-10034	\$185
E100-75-B	26-2072	\$185
E100-75-C	26-2083	\$185
E100-75-RA	26-2094	\$185
E100-75-RAA	26-10109	\$185
E100-75-RB	26-2105	\$185
E100-75-RC	26-2116	\$185
E100-75-RD	26-2153	\$225
E100-100-A	26-2062	\$185
E100-100-AA	26-10035	\$185
E100-100-B	26-2073	\$185
E100-100-C	26-2084	\$185
E100-100-RA	26-2095	\$185
E100-100-RAA	26-10110	\$185
E100-100-RB	26-2106	\$185
E100-100-RC	26-2117	\$185
E100-100-RD	26-2154	\$225

Model Number	Part Number	List Price
E100-150-A	26-2063	\$225
E100-150-AA	26-10036	\$225
E100-150-B	26-2074	\$225
E100-150-C	26-2085	\$225
E100-150-RA	26-2096	\$225
E100-150-RAA	26-10111	\$225
E100-150-RB	26-2107	\$225
E100-150-RC	26-2118	\$225
E100-150-RD	26-2155	\$275
E100-225-A	26-2064	\$250
E100-225-AA	26-10037	\$250
E100-225-B	26-2075	\$250
E100-225-C	26-2086	\$250
E100-225-RA	26-2097	\$250
E100-225-RAA	26-10112	\$250
E100-225-RB	26-2108	\$250
E100-225-RC	26-2119	\$250
E100-225-RD	26-2156	\$300
E100-350-A	26-2065	\$275
E100-350-AA	26-10038	\$275
E100-350-B	26-2076	\$275
E100-350-C	26-2087	\$275
E100-350-RA	26-2098	\$275
E100-350-RAA	26-10113	\$275
E100-350-RB	26-2109	\$275
E100-350-RC	26-2120	\$275
E100-350-RD	26-2157	\$350
E100-500-A	26-2066	\$375
E100-500-AA	26-10039	\$375
E100-500-B	26-2077	\$375
E100-500-C	26-2088	\$375
E100-500-RA	26-2099	\$375
E100-500-RAA	26-10114	\$375
E100-500-RB	26-2110	\$375
E100-500-RC	26-2121	\$375
E100-500-RD	26-2158	\$450
E100-750-A	26-2067	\$500
E100-750-AA	26-10040	\$500
E100-750-B	26-2078	\$500
E100-750-C	26-2089	\$500
E100-750-RA	26-2100	\$500
E100-750-RAA	26-10115	\$500
E100-750-RB	26-2111	\$500
E100-750-RC	26-2122	\$500
E100-750-RD	26-2159	\$550

Model Number	Part Number	List Price
E100-1000-A	26-2068	\$675
E100-1000-AA	26-10041	\$675
E100-1000-B	26-2079	\$675
E100-1000-C	26-2090	\$675
E100-1000-RA	26-2101	\$675
E100-1000-RAA	26-10116	\$675
E100-1000-RB	26-2112	\$675
E100-1000-RC	26-2123	\$675
E100-1000-RD	26-2160	\$725

LEGACY ELEMENTS FOR CL, CX, K, HT

Model	Used in Filter Model	Part Number	Price	
CE-8/60	CL-60	26-0186	\$ 225	1
CE-8/100	CL-100	26-1223	\$150	1
CE-15	CL-155, 300, 450	26-1125	\$ 190	2
CE-22	CL-500 through 7500	26-1328	\$ 425	3
CXE-8/60	CX-60	26-0263	\$ 225	1
CXE-8/100	CX-100	26-1224	\$ 150	1
CXE-15	CX-130 through 260	26-1221	\$ 185	2
CXE-22	CX-350 through 5250	26-1330	\$ 425	3
E200-55-(*)	F100-30	**	\$ 150	1
E200-85-(*)	F100-75	**	\$ 185	1
E200-	F100-100	**	\$ 185	1
E200-	F100-150	**	\$ 225	2
E200-	F100-225	**	\$ 250	2
E200-	F100-750	**	\$ 500	5
E200-	F100-1000	**	\$ 675	5
KE-6/60	K-60	26-0584	\$ 200	1
KE-6/100	K-100	26-0265	\$ 135	1
KE-15	K-200, 400, 450	26-1222	\$ 190	2
KE-22	K-600 through 9000	26-1332	\$ 450	3
KE-15/HT	HT-200, 400	26-0890	\$ 225	2
KE-22/HT	HT-600 through 9000	26-1335	\$ 450	3

F100-500, 750, & 1000 O-Ring 6-Pack -
Part No: 475-00367 CF (replaces 26-2193)

F101 SERIES COMPRESSED AIR FILTERS



Rugged ASME Code Filters Built to Last

Van Air Systems' F101 series coalescing and particulate filters are designed to remove contaminants from compressed air and gas systems. Available in 2" NPT to 6" flange connection sizes and flow capacities up to 5000 scfm at 100 psig. The carbon steel F101 series remove oil aerosols, oil vapors, condensed water, particulates and include a lifetime warranty.

Filter Designation

F101

500

B

FLOW & IN/OUT CONN

SCFM @ 100 PSIG	NPT
500	2 NPT
1000	3 NPT
1,500	3 NPT
2,000	4 FLG
3,500	6 FLG
5,000	6 FLG

FILTER ELEMENT

ELEMENT GRADE	DESCRIPTION	MAX INLET TEMP	CLEAN DRY PRESSURE DROP
AA	25 Micron, Extra Coarse	225	.40
A	5 Micron, Coarse Coalescing	225	.50
B	1 Micron, General Purpose Coalescing	175	.75
C	.01 Micron, High Efficiency Coalescing	125	1.50
RAA	25 Micron, Extra Coarse Particulate	225	.40
RA	5 Micron, Coarse Particulate	225	.50
RB	1 Micron, General Purpose Particulate	225	.75
RC	.01 Micron, High Efficiency Particulate	225	1.50
RD	.01 Micron, Vapor Adsorbing	80	1.50
HT	1 Micron High Temperature Particulate	450	.75

HOW A FILTER WORKS:

Coalescing Filter - Air flows from inside the element to outside.

Particulate Filter - Air flows from outside the element to inside.

Applications

- Pre and after filtration for compressed air dryers
- Abrasive blasting, point-of-use

Model	Filter Price	Flow Rating (SCFM)	In/Out Conn. (In.)	Height (In.)	Width (In.)	Weight** (lbs.)	Replacement Element	Element Weight (lbs.)	Elements Required
F101-500-(*)	CF	500	2 NPT	39	11 7/8	100	E101/102-500-(*)	2.8	1
F101-1000-(*)	CF	1000	3 NPT	41 1/8	15 1/2	150	E101/102-500-(*)	2.8	2
F101-1500-(*)	CF	1,500	3 NPT	44 1/2	17 3/4	240	E101/102-500-(*)	2.8	3
F101-2000-(*)	CF	2,000	4 FLG	50 7/8	18	260	E101/102-625-(*)	3.2	3
F101-3500-(*)	CF	3,500	6 FLG	56 5/8	24 3/4	390	E101/102-625-(*)	3.2	5
F101-5000-(*)	CF	5,000	6 FLG	61 5/8	28	600	E101/102-625-(*)	3.2	8

Note: All flow ratings listed are at 100 PSIG. Please note elements are shipped loose and are not installed. When ordering filter or replacement element, add element grade designation to the end of model number. **Weight is without elements. Flanges are Class 150.

DIFFERENTIAL PRESSURE GAUGES

Model	Part Number	Description	Price
PD-2	84-0129	Differential Pressure Gauge for F101 Series, includes nylon tubing and brass fittings	\$ 500
PD-2/HT	84-0130	Differential Pressure Gauge Kit for F101 Series, includes stainless steel tubing and steel fittings	\$ 950
PD-2/SW	84-0131	Differential Pressure Gauge Kit with Switch for F101Series, includes nylon tubing and brass fittings	\$ 590
PD-2/SW-HT	84-0211	Differential Pressure Gauge Kit with Switch for F101Series, includes stainless steel tubing and steel fittings	\$ 1,000

REPLACEMENT PARTS

Part Number	Description	Price
26-3258	Locknut for filter element (F101/102)	\$ 60

E101 REPLACEMENT ELEMENTS

Model	Part Number	Price
E101/102-500-A/RA	26-3011	\$ 345
E101/102-500-AA/RAA	26-10042	\$ 345
E101/102-500-B/RB	26-3012	\$ 345
E101/102-500-C/RC	26-3013	\$ 345
E101/102-500-HT	26-3132	\$ 385
E101/102-500-RD	26-3018	\$ 350
E101/102-625-A/RA	26-3019	\$ 375
E101/102-625-AA/RAA	26-10043	\$ 375
E101/102-625-B/RB	26-3020	\$ 375
E101/102-625-C/RC	26-3021	\$ 375
E101/102-625-HT	26-3139	\$ 400
E101/102-625-RD	26-3026	\$ 450

NATURAL GAS FILTERS



Reliable Filters to Remove Contaminants from Natural Gas Systems

The GF200 series coalescing and particulate filters are designed to remove contaminants from natural gas systems. Available in 1/4" to 3" NPT connection sizes and flow capacities from 21 to 2,300 mscfd at 100 psig. Available in nine filtration grades, the GF200 series removes oil aerosols, oil vapors, condensed water, and particulates.

Features & Benefits

- Lifetime warranty
- Flows up to 2,300 mscfd at 100 PSIG
- Maximum pressure of 250 PSIG
- Push-on element for quick servicing
- Green to red indicator gauge signals when element needs replacing
- Long-lasting elements reduce maintenance costs



Applications

- Instrument air filtration in hazardous area locations

Model	Filter Price	Flow Rating (SCFM)	In/Out Conn. (In.)	Height (In.)	Width (In.)	Weight (lbs.)	Replacement Element	Element Price	Weight (lbs.)
GF200-15-1/4-(*)-MD-PD5	\$ 715	15	1/4 NPT	9 1/4	2 13/16	1.4	E200-15/25-(*)	\$ 135	0.1
GF200-25-3/8-(*)-MD-PD5	\$ 715	25	3/8 NPT	9 1/4	2 13/16	1.4	E200-15/25-(*)	\$ 135	0.1
GF200-25-1/2-(*)-MD-PD5	\$ 715	25	1/2 NPT	9 1/4	2 13/16	1.4	E200-15/25-(*)	\$ 135	0.1
GF200-55-1/2-(*)-MD-PD5	\$ 800	55	1/2 NPT	11 3/4	3 7/16	3.5	E200-55-(*)	\$ 150	0.3
GF200-85-3/4-(*)-MD-PD5	\$ 1,115	85	3/4 NPT	14 9/16	4 15/16	6.2	E200-85-(*)	\$ 185	0.5
GF200-100-1-(*)-MD-PD5	\$ 1,115	100	1 NPT	14 9/16	4 15/16	6.3	E200-100-(*)	\$ 185	0.6
GF200-150-1-(*)-MD-PD5	\$ 1,150	150	1 NPT	20 7/16	4 15/16	7.6	E200-150-(*)	\$ 225	0.9
GF200-265-1-1/4-(*)-MD-PD5	\$ 1,225	265	1 1/4 NPT	20 7/16	4 15/16	7.7	E200-265-(*)	\$ 250	1.0
GF200-350-1 1/2-(*)-MD-PD5	\$ 1,275	350	1 1/2 NPT	21 3/8	5 5/16	9.8	E200-350/400-(*)	\$ 265	1.1
GF200-400-2-(*)-MD-PD5	\$ 1,375	400	2 NPT	21 3/8	5 5/16	9.8	E200-350/400-(*)	\$ 265	1.1
GF200-500-2-(*)-MD-PD5	\$ 1,675	500	2 NPT	29 3/8	5 5/16	12.2	E200-500-(*)	\$ 290	2.3
GF200-600-3-(*)-MD-PD5	\$ 2,575	600	3 NPT	25 3/8	7 7/8	22.5	E200-600-(*)	\$ 390	2.7
GF200-800-3-(*)-MD-PD5	\$ 2,575	800	3 NPT	30 7/8	7 7/8	25.5	E200-800-(*)	\$ 450	3.6
GF200-1000-3-(*)-MD-PD5	\$ 2,900	1,000	3 NPT	35 3/4	7 7/8	32.4	E200-1000-(*)	\$ 500	4.3
GF200-1250-3-(*)-MD-PD5	\$ 2,900	1,250	3 NPT	35 3/4	7 7/8	32.4	E200-1250-(*)	\$ 500	4.3

*Important: When ordering filter or replacement element, add element grade designation to where the asterisk appears in model number.

GF105 FILTERS

Model	Filter Price	Part Number	In/Out Conn. (In.)	Max PSIG	Description	Max Flow Rating
GF105-2126-2-P-7.2	CF	86-01000	2" NPT	720	Particulate Gas Filter	2126 MSCFD @ 720 PSIG
GF105-2126-2-C-7.2	CF	86-01001	2" NPT	720	Coalescing Gas Filter	2126 MSCFD @ 720 PSIG
GF105-7631-3-P-7.2	CF	86-01002	3" FLG	720	Particulate Gas Filter	7631 MSCFD @ 720 PSIG
GF105-7631-3-C-7.2	CF	86-01003	3" FLG	720	Coalescing Gas Filter	7631 MSCFD @ 720 PSIG
GF105-3964-2-P-14.5	CF	86-01004	2" NPT	1450	Particulate Gas Filter	3964 MSCFD @ 1450 PSIG
GF105-3964-2-C-14.5	CF	86-01005	2"NPT	1450	Coalescing Gas Filter	3964 MSCFD @ 1450 PSIG
GF105-15213-3-P-14.5	CF	86-01006	3"FLG	1450	Particulate Gas Filter	15213 MSCFD @ 1450 PSIG
GF105-15213-3-C-14.5	CF	86-01007	3"FLG	1450	Coalescing Gas Filter	15213 MSCFD @ 1450 PSIG

MIST ELIMINATORS



Long Element Life with Low Pressure Drop Saving Time and Money

Low pressure drop means a pressure differential of 1 PSID or less. Long element life means you only change the mist eliminator element about once each decade. How is this possible? With a thick bed of glass fiber, the element facilitates self-cleaning by continuous draining. Contaminants are trapped at various stages within the fiber bed, not only at the surface. This prevents clogging and keeps pressure drop low. The Van Air Systems Mist Eliminator provides effective, continuous removal of heavy oil contamination in high-volume air systems.

Features & Benefits

- Removes bulk liquids and oil aerosols from compressed air systems
- 10 year element life
- ASME code stamped housing

Applications

- Chemical processing
- Petrochemical processing
- Refining
- Iron and steel production



Model	Part Number	Price With Element	Flow Rating (SCFM)	In/Out Conn. (In.)	Height (In.)	Width (In.)	Weight (lbs.)	Element	Element Part number	Element Price	Weight (lbs.)
VME-125	84-0830	CF	125	2 FLG	42 1/8	23 1/2	420	EVME-125	26-6039	CF	20
VME-250	84-0831	CF	250	2 FLG	46 1/8	23 1/2	440	EVME-250	26-6040	CF	20
VME-500	84-0824	CF	500	2 1/2 FLG	58 1/8	23 1/2	480	EVME-500	26-5974	CF	35
VME-850	84-0867	CF	850	2 1/2 FLG	72 1/8	23 1/2	525	EVME-850	26-6549	CF	50
VME-1250	84-0833	CF	1,250	4 FLG	78 3/8	25 3/4	710	EVME-1250	26-6046	CF	60

Note: Larger models are available upon request. Maximum working pressure is 150 PSIG. Each mist eliminator requires one (1) element, which is included in the price. EVME elements fit most competitive mist eliminators, please consult factory. The recommended pressure differential indicator for all mist eliminator models is the PD-7, part number 84-0841.

MOISTURE SEPARATOR



Reliable Separator for Contaminant Removal

Van Air Systems new moisture separators remove compressor lubricant, oil aerosols, and moisture from compressed air systems. These separators have flows up to 55 SCFM. Their rugged cast aluminum housings are durable and come with a lifetime warranty.

Features & Benefits

- Lifetime warranty
- Cyclonic separation technology

Applications

- Industrial compressed air systems
- Liquid separation



Model	Price	Part Number	Flow Rating (SCFM)	In/Out Conn. (In.)	Height (In.)	Width (In.)	Weight (lbs.)
Manual Separators							
SEP-25-M	\$ 515	83-0860	25	1/2 NPT	10 5/16	2 13/16	1.7
SEP-55-M	\$ 615	83-0861	55	1/2 NPT	12 1/8	3 7/16	2.2
Automatic Separators							
SEP-25-AD	\$ 575	83-0850	25	1/2 NPT	10 5/16	2 13/16	1.7
SEP-55-AD	\$ 675	83-0851	55	1/2 NPT	12 1/8	3 7/16	2.2

OIL WATER SEPARATOR



Cleaner Condensate Discharge

Van Air Systems' Oil Water Separator series is a cost effective solution to remove lubricating oils from condensate streams. This heavy duty unit utilizes multi-stage separation technology to remove lubricating oils from condensate streams. These oil water separators are ready for 24 hour continuous operation. Van Air Systems' oil water separators can remove lubricants down to a level in compliance with most regulations and are designed to operate in most ambient conditions year-round.

Features & Benefits

- Multi-stage separation technology
- No electricity required
- Extended filter life
- Constructed of non-corrosive materials

Applications

- Industrial applications
- Oil flooded compressors



Model	Price	Part Number	Max CFM Capacity 90°F/ 90% RH	Depth (In.)	Height (In.)	Width (In.)	Weight (lbs.)
OWS-15	\$ 1,075	85-10050	150	19	30	26.5	50
OWS-30	\$ 1,375	85-10051	300	21	39	34	90
OWS-60	\$ 1,950	85-10052	600	31	39	35	210
OWS-120	\$ 4,350	85-10054	1200	31	39	72	240
OWS-180	\$ 6,300	85-10055	1800	31	39	109	360
OWS-240	\$ 8,250	85-10056	2400	31	39	146	480

REPLACEMENT FILTER SETS

Model	Price	Part Number	Description
EOWS-15	\$ 1,000	26-7842	Filter Set for OWS-15 (Chamber Element, Separation Filter, Prefilter, Carbon Bed)
EOWS-30	\$1,500	26-7843	Filter Set for OWS-30 (Chamber Element, Separation Filter, Prefilter, Carbon Bed)
EOWS-60	\$ 2,600	26-7844	Filter Set for OWS-60 (Chamber Element, Separation Filter, Prefilter, Carbon Bed)
EOWS-120	\$ 5,200	26-7846	Filter Set for OWS-120 (Chamber Element, Separation Filter, Prefilter, Carbon Bed)
EOWS-180	\$ 6,600	26-7847	Filter Set for OWS-180 (Chamber Element, Separation Filter, Prefilter, Carbon Bed)
EOWS-240	\$ 6,535	26-7848	Filter Set for OWS-240 (Chamber Element, Separation Filter, Prefilter, Carbon Bed)

Condensate Management

EDV SERIES



The Affordable Solenoid Drain

The EDV Solenoid drain valve automatically removes condensate from your air system and has an integrated Y strainer to prevent clogging. The EDV saves time by eliminating the need for manual draining. With adjustable valve open and cycle time settings, all EDV Series drain valves can be set for your operating conditions. The valve open time may be set for 10 to 60 seconds and the cycle time may be set for 1 to 60 minutes.

Features & Benefits


- Installed indoors or outdoors
- Lexan enclosure
- Maximum allowable working pressure 230 PSIG
- Solid State Timer

Applications

- Filters and separators
- Drop legs
- Aftercoolers
- Refrigerated dryers

Model	Price	Part Number	Voltage	Conn. (In.)	Outlet Conn. (In.)	Valve Body	Width (In.)	Height (In.)	Depth (In.)	Weight (lbs.)
EDV-115	\$ 195	39-10507	115-1-60	Dual 1/4 and 1/2 NPT	1/2 NPT	Brass	5 1/8	5 3/4	2 3/4	2
EDV-12DC	CF	39-10509	12V DC	Dual 1/4 and 1/2 NPT	1/2 NPT	Brass	5 1/8	5 3/4	2 3/4	2

PDV SERIES



PDV-500T

PDV-500T-EZ



PDV-500T-7.5



Heavy Duty Zero Loss Pneumatic Drain

The PDV series are heavy duty, zero loss pneumatic drain valves that save energy and will not clog. With no electricity needed for operation, the PDV series is well suited for remote or portable applications and are safe to operate in hazardous areas. The PDV series drain valves only activate on demand when condensate is present and can be installed to provide zero loss of valuable compressed air. Available in three different models and sizes including a high pressure stainless steel model.

Features & Benefits

- Zero air loss
- Non-clogging
- No electricity required

Applications

- Deliquescent and refrigerated dryers
- Drop legs and receivers
- Moisture separators and filters

Model	Price	Part Number	Inlet Conn. (In.)	Outlet Conn. (In.)	Valve Body	Reservoir	MAWP PSIG	Width (In.)	Height (In.)	Depth (In.)	Weight (lbs.)
PDV-500T	\$ 1,900	39-0284	3/4	1/2	Brass	Translucent	250	13.6	8.5	9.1	16
PDV-500T-SS	CF	39-0286	3/4	1/2	Stainless	Translucent	250	13.6	8.5	9.1	16
PDV-500T-EZ	\$ 1,000	39-0305	1/2	3/8	Brass	Translucent	200	7	8.4	4.8	8
PDV-500T-7.5*	\$ 3,100	39-0306	3/4	1/2	Stainless	Stainless	750	14.5	10.5	9.1	22

Note: PDV-500 Series requires 80-120 PSIG for control air pressure. Except PDV-500T-EZ which does not require control air pressure to operate. PDV-500T-7.5 has unit stainless end plates, tubing, internals, valve body and reservoir.

MDV SERIES



The Most Dependable Motorized Ball Valve

For the most dependable drain, install the MDV-400. The MDV-400 consists of a heavy duty, electric actuator, an integral adjustable timer, and a full ported ball valve. The MDV-400 manages virtually any fluid in a variety of applications, including compressed air condensate, cooling tower filters, and separators.

The MDV-400 is available in two models:

MDV-400I - For dependable draining at consistent intervals choose the "I" version. A power on LED and test button are located on the exterior of the top cover. The adjustable valve cycle controls are protected within the enclosure. The MDV-400I is suitable for indoor or outdoor service.

MDV-400L - For real time operating status and quick adjustments to the valve cycle time choose the "L" version. An external LCD display and keypad makes changing the valve actuation intervals easy. You'll never wonder when the valve is going to actuate with its clear countdown display. The MDV-400L is suitable for indoor service only.

Features & Benefits

- Adjustable timers
- Powerful motor
- Full ported ball valve
- Control by either a timer or float switch (or both simultaneously)

Applications

- Moisture separators and filters
- Sediment filter back washing
- Compressor intercoolers
- Drop legs and receiver tanks
- Compressed air dryers

Model	Price	Part Number	Voltage	Conn. (In.)	Valve Body	MAWP PSIG	Width (In.)	Height (In.)	Depth (In.)	Weight (lbs.)
MDV-400I	\$ 1,015	39-2211121	115-1-50/60	1/2 NPT	Brass	600	6.8	7.0	6.0	8.2
MDV-400I	\$ 1,030	39-2311121	115-1-50/60	3/4 NPT	Brass	600	6.8	7.5	6.0	8.4
MDV-400I	\$ 1,075	39-2411121	115-1-50/60	1 NPT	Brass	600	6.8	7.8	6.0	8.8
MDV-400I	\$ 1,125	39-3211121	115-1-50/60	1/2 NPT	Stainless	900	6.8	7.8	6.0	8.2
MDV-400I	\$ 1,140	39-3311121	115-1-50/60	3/4 NPT	Stainless	900	6.8	7.9	6.0	8.7
MDV-400I	\$1,195	39-3411121	115-1-50/60	1 NPT	Stainless	900	6.8	8.4	6.0	9.7

Model	Price	Part Number	Voltage	Conn. (In.)	Valve Body	MAWP PSIG	Width (In.)	Height (In.)	Depth (In.)	Weight (lbs.)
MDV-400L	\$ 1,135	39-2211111	115-1-50/60	1/2 NPT	Brass	600	6.8	7.0	6.0	8.2
MDV-400L	\$ 1,085	39-2311111	115-1-50/60	3/4 NPT	Brass	600	6.8	7.5	6.0	8.4
MDV-400L	\$ 1,125	39-2411111	115-1-50/60	1 NPT	Brass	600	6.8	7.8	6.0	8.8
MDV-400L	\$ 1,185	39-3211111	115-1-50/60	1/2 NPT	Stainless	900	6.8	7.8	6.0	8.2
MDV-400L	\$ 1,195	39-3311111	115-1-50/60	3/4 NPT	Stainless	900	6.8	7.9	6.0	8.7
MDV-400L	\$ 1,245	39-3411111	115-1-50/60	1 NPT	Stainless	900	6.8	8.4	6.0	9.7



AIR-COOLED AFTERCOOLERS



Air-Cooled Aftercoolers for your Compressed Air System

Compressed air discharged from an air compressor is hot and loaded with water vapor. An aftercooler reduces the amount of water in a compressed air system by lowering the temperature of the compressed air. The lower the compressed air temperature, the lower the amount of moisture it can hold.

Features & Benefits

- Galvanized steel cabinet
- Pressure drop less than 3 PSI at 80 to 125 PSIG

Applications

- When compressed air temperatures exceed 100° F
- Installed before any type of compressed air dryer

Model	Price	Part Number	Voltage	Flow Rating* (SCFM)	Fan Motor (HP)	In/Out Conn. (In.)	Width (In.)	Height (In.)	Depth (In.)	Weight (lbs.)	Flow Direction (Horizontal/ Vertical)
AC-65-6	CF	83-0867	115/230-1-60	45	1/3	1"NPT	16	15	14	40	H
AC-65-7	CF	83-0868	230/460-3-60	45	1/3	1"NPT	16	15	14	40	H
AC-105-6	CF	83-0869	115/230-1-60	85	1/3	1.5" NPT	16	15	16	45	H
AC-105-7	CF	83-0870	230/460-3-60	85	1/3	1.5" NPT	16	15	16	45	H
AC-125-6	CF	83-0871	115/230-1-60	166	1/2	1.5" NPT	20	19	17	55	H
AC-125-7	CF	83-0872	230/460-3-60	166	1/2	1.5" NPT	20	19	17	55	H
AC-140-2	CF	83-0873	115/230-1-60	300	1.0	2" NPT	23	20	18	120	H
AC-140-4	CF	83-0874	230/460-3-60	300	1.0	2" NPT	23	20	18	120	H
AC-140-6	CF	83-0711	115/230-1-60 TEFC	300	1.0	2 NPT	26	35	20	120	V
AC-140-7	CF	83-0712	230/460-3-60 TEFC	300	1.0	2 NPT	26	35	20	120	V
AC-140-8	CF	83-0713	AIR MOTOR	300	1.0	2 NPT	26	35	20	120	V
AC-140-8H	CF	83-0875	AIR MOTOR	300	60 PSIG	2" NPT	23	20	18	105	H
AC-150-6	CF	83-0714	115/230-1-60 TEFC	545	1.5	2 NPT	34	35	24	170	V
AC-150-7	CF	83-0715	230/460-3-60 TEFC	545	1.5	2 NPT	34	35	24	170	V
AC-150-8	CF	83-0716	AIR MOTOR	545	1.5	2 NPT	34	35	24	170	V
AC-160-6	CF	83-0717	115/230-1-60 TEFC	712	1.5	3 NPT	41	36	29	330	V
AC-160-7	CF	83-0718	230/460-3-60 TEFC	712	1.5	3 NPT	41	36	29	330	V
AC-160-8	CF	83-0719	AIR MOTOR	712	1.5	3 NPT	41	36	29	330	V
AC-170-6	CF	83-0720	230-1-60 TEFC	900	5.3	3 NPT	45	36	29	450	V
AC-170-7	CF	83-0721	230/460-3-60 TEFC	900	5.3	3 NPT	45	36	29	450	V
AC-170-8	CF	83-0722	AIR MOTOR	900	5.3	3 NPT	45	36	29	450	V
AC-180-7	CF	83-0724	230/460-3-60 TEFC	1200	5	3 NPT	45	36	37	515	V
AC-180-8	CF	83-0725	AIR MOTOR	1200	5	3 NPT	45	36	37	515	V
AC-190-7	CF	83-0726	230/460-3-60 TEFC	1490	7.5	4 NPT	55	36	40	600	V
AC-190-8	CF	83-0727	AIR MOTOR	1490	7.5	4 NPT	55	36	40	600	V
AC-200-7	CF	83-0728	230/460-3-60 TEFC	2500	7.5	4 NPT	53	36	54	625	V
AC-200-8	CF	83-0729	AIR MOTOR	2500	7.5	4 NPT	53	36	54	625	V
AC-210-7	CF	83-0730	230/460-3-60 TEFC	3000	10	4 NPT	55	36	54	645	V
AC-210-8	CF	83-0731	AIR MOTOR	3000	10	4 NPT	55	36	54	645	V
AC-220-7	CF	83-0732	230/460-3-60 TEFC	3500	10	4 NPT	55	36	58	750	V

Note: *Basis for flow rating is 80 to 125 PSI operating pressure, 250°F inlet temperature and a 10°F approach temperature to ambient.

Air motors on the AC series do require a lubricator and regulator that is not included in the price of the aftercooler.

ODP=Open Drip Proof, TEFC = Totally Enclosed Fan Cooled.

Air-Cooled Aftercoolers

FLEXIBLE HOSE*

Model	Price/ Each	Part Number	Weight (lbs.)	Qty. Needed	Aftercooler Model
FH-1	\$ 390	83-0735	2	2	AC-65
FH-1-1/2	\$ 565	83-0736	3	2	AC-105 through AC-125
FH-2	\$ 785	83-0737	4.5	2	AC-140 through AC150
FH-3	\$ 1,475	83-0739	12.5	2	AC160 through AC180
FH-4	\$ 1,610	83-0740	14.5	2	AC190 through AC220

*Flex hoses must be correctly installed with all Van Air Systems air-cooled aftercoolers to validate warranty.

SEPARATOR

Model	Price	Part Number	Weight (lbs.)	Aftercooler Model
S-25-AD	CF	83-0880	5.9	AC-65
S-35-AD	CF	83-0881	15.1	AC-105, AC-125
S-65-AD	CF	83-0882	15.1	AC-140, AC-150
S-175-AD	CF	83-0883	18.7	AC-160 through AC-180

DRAIN

Model	Price	Part Number	Weight (lbs.)	Aftercooler Model
FD-1	\$ 505	83-0751	2	AC-65 through AC-125
FD-2	\$ 1,210	83-0752	5	AC-140 through AC-220



(Terms & Conditions of Sale – January 1st 2026)

NOTICE TO BUYERS: The acceptance by seller of your order is expressly conditioned on assent to these terms and conditions of sale. Unless specifically objected to by buyer in writing, within ten days of receipt, these Terms and Conditions shall solely and exclusively govern this quotation and/or sale.

GOODS SUBJECT TO SALE

The goods subject to this sale (hereinafter "Goods" shall be limited to those goods described on the face of Seller's quotation form and/or Seller's acknowledgment form.

Unless specifically noted on the face of Seller's quotation form and/or Seller's acknowledgment form, Goods subject to this sale do not include, and Buyer hereby assumes responsibility for: (1) set up, start and/or installation; (2) safety equipment used with the Goods or by Buyer's employees or any third parties in handling or working with the Goods; (3) making manuals or instructions as to the proper use of the Goods available to Buyer's employees; or (4) signs and/or plaques related to the proper use and/or installation of the Goods.

Seller reserves the right to substitute substantially comparable goods for the Goods which are the subject of this sale.

SELLER'S QUOTATION FORM

Seller's quotation form constitutes an offer, and may be accepted by Buyer, PROVIDED THAT ACCEPTANCE BY BUYER SHALL BE LIMITED TO AND SHALL INCLUDE ALL OF SELLER'S TERMS AND CONDITIONS OF SALE. ANY ADDITIONAL OR DIFFERENT TERMS PROPOSED BY BUYER ARE HEREBY REFUSED AND REJECTED BY SELLER.

Any purchase order form of acceptance issued by Buyer shall result in a contract for the purchase of Goods at the price quoted. The resulting contract shall include all of the terms set forth in Seller's quotation and in any of Seller's subsequent documents signed by Seller and included in the contract, all of which are hereafter called Seller's Terms. Buyer shall be deemed to have accepted any of Seller's Terms not specifically objected to by Buyer. Buyer's issuance of a purchase order which in effect rejects any or all of Seller's Terms by virtue of its standard form language shall not be sufficient objection. Buyer will be required to set forth each objection to Seller's Terms in a separate writing signed and dated by Buyer and delivered to Seller prior to or contemporaneous with Buyer's purchase order or other form of acceptance.

Seller reserves the right to withdraw any and all quotations at any time prior to its receipt of Buyer's purchase order or other form of acceptance. In the event that Seller issues more than one quotation relating to the same Goods, the quotation latest in time shall control and all prior quotations shall be deemed withdrawn. Withdrawal of any quotation shall not reinstate the terms of any prior quotation; however a subsequent quotation may modify a prior quotation, preserving the prior quotation to the extent specifically indicated on the face of the subsequent quotation form.

Seller's quotation is not and shall not be considered a firm offer.

SELLER'S ACKNOWLEDGMENT FORM

Where Seller has not issued a quotation, Seller's acknowledgment form constitutes an acceptance of Buyer's purchase order. However, Seller's acceptance form constitutes an acceptance of Buyer's purchase order. However, Seller's acceptance is expressly conditioned upon Buyer's assent to any terms of Seller's acknowledgment which are additional to or different from the terms contained in Buyer's purchase order. No contract shall be formed if Buyer does not consent to such additional and/or different terms and conditions.

DIFFERENT OR ADDITIONAL TERMS OF BUYER.

REGARDLESS OF ANY OTHER TERMS AND DOCUMENTS ISSUED BY BUYER OR OTHER PARTIES OTHER THAN SELLER, THE TERMS AND CONDITIONS OF THIS DOCUMENT ARE THE ONLY TERMS AND CONDITIONS EXPRESSLY AGREED UPON BY SELLER, UNLESS SPECIFIED OTHERWISE, ALTERATIONS, OR ADDITIONS ARE AGREED TO IN WRITING SIGNED BY AN AUTHORIZED OFFICIAL OF SELLER. SIGNATURE BY SELLER ON ANY OTHER DOCUMENT OF BUYER OR ANOTHER COMPANY SHALL NOT CONSTITUTE ACCEPTANCE BY SELLER OF ANY TERMS OR CONDITIONS THEREON. SIGNATURE BY SELLER ON SUCH DOCUMENTS CONSTITUTES ONLY ACKNOWLEDGMENT OF PHYSICAL RECEIPT THEREOF AND DOES NOT IN ANY WAY IMPLY AGREEMENT WITH ANY OTHER TERMS AND CONDITIONS OTHER THAN THOSE EXPRESSLY PRINTED IN THIS DOCUMENT.

MODIFICATION

Any resulting contract between the parties may only be modified if Seller issues a new quotation or acknowledgment form setting forth at least the new terms and conditions of the contract. If Buyer does object to the new terms and conditions in writing within (10) days of the date of the new quotation or acknowledgment, the new terms and conditions shall become a part of the contract. Buyer's objection to the new terms and conditions shall be by a special, separate writing signed and dated by Buyer.

Buyer shall be deemed to consent to the new terms and conditions of the contract proposed by the Seller to the extent that Buyer does not object to those new terms and conditions within (10) days of the date of the new quotation or acknowledgment.

PRICES.

Prices published or quoted by Seller are subject to change without prior notification. All prices are based on U.S. dollars, Ex Works Seller's plant, Lake City, Pennsylvania, unless another Ex Works point is specified. Prices do not include any taxes (sales, excise, use, etc.) or any export or import duties imposed on any country which may be applicable to the sale of the Goods. Such taxes or duties, if applicable, will be paid by Buyer, and Buyer hereby expressly agrees to indemnify and hold harmless Seller from any loss, damage, liability, or expense with regard to the payment of any such taxes or charges. Prices on any purchase orders may be adjusted at the time of acceptance and acknowledgment of Seller's offices.

ERRORS.

Seller reserves the right to correct any typographical or clerical errors which may be present in prices, specifications, quotations, or acknowledgments.

VIII. TERMS OF PAYMENT.

(a) Unless other terms of payment are specified in Seller's quotation and/or acknowledgment, payment shall be made in full at Seller's main offices in Lake City, Pennsylvania, U.S.A., or at another designated point within thirty (30) days from the date of shipment and payment is not contingent upon installation or upon field tests. Buyer hereby agrees to make such payment in full without any deduction for claim of set-off or recoupment on account of this contract or any other contract or matter between the parties. If shipment is delayed by Buyer, payment shall become due thirty (30) days from the date Seller has notified Buyer that it is ready to ship. If production by Seller is delayed by Buyer, partial payment is to be made based on the acknowledged price and a percentage of completion at the time of notification of delay. Should Buyer delay payment beyond limits defined in Seller's quotations and/or acknowledgments, interest shall be charged at the lesser of eighteen (18%) percent per annum or the maximum rate allowed by applicable state laws and Buyer hereby agrees to pay all interest charges as so assessed. Note that the Seller reserves the right to require progress payments for any order.

IX. CREDIT.

(a) Seller agrees to extend credit to Buyer for the Goods covered by this sale provided that Buyer is not currently insolvent, and provided further that Buyer is able to pay Seller as agreed under this contract and all other contracts between the parties, and provided further that the financial condition of Buyer as reported to Seller does not change between the date of the contract and the date of any shipment of Goods to Buyer.

(b) Whenever requested, Buyer shall submit to Seller a balance sheet and income statement which reflect the current financial position of Buyer's business.

(c) By placing the order with Seller and by requesting credit, Buyer represents to Seller that Buyer is currently solvent. Such representation shall be deemed to be continuing in nature until Buyer notifies Seller of Buyer's insolvency in writing signed by Buyer.

X. CANCELLATION/ RETURNS. After Seller has acknowledgment of Buyer's purchase order to Buyer, Buyer will have no right of cancellation of the resulting contract without written approval of Seller. If written approval is given, Buyer shall be responsible to Seller for, and hereby agrees to pay, all costs incurred by Seller as of the effective date of cancellation plus hereby agrees to pay, all costs incurred by Seller as of the effective date of cancellation plus a cancellation fee equal to fifteen percent (15%) of the total price set forth in the contract. Should Goods already have been shipped prior to the request for cancellation, Seller has the option to accept or refuse return of the Goods. If return is accepted, Buyer must return all Goods to the location designated by Seller, freight prepaid within 90 days of order shipment. The return will be subject to a restocking charge of twenty-five percent (25%) of the total price set forth on the order. In addition, if work is needed to return the Goods to a saleable condition, these costs will also be charged to the Buyer. No returns will be accepted beyond 90 days of order shipment.

XI. SHIPMENT DELIVERY AND DELAYS.

Any shipment date stated in the quotation and/or acknowledgment is approximate only and does not constitute any guarantee of shipment on any particular date. Notwithstanding the reservation of title by Seller, risk of loss or damage to all Goods sold Ex Works shall pass from Seller to Buyer upon delivery by Seller to possession of the carrier or other person providing delivery of the Goods. Any claims for loss or damage after possession by the carrier will be solely between Buyer and the carrier. Seller will provide reasonable assistance to Buyer in filing loss or damage claims.

Notification of receipt of damaged Goods by any customer or distributor when having been shipped on a "prepaid and add," or "freight allowed" basis must be made to Seller's offices within thirty (30) days of receipt of the Goods together with carrier's delivery documents denoting any damage. Seller will attempt to package, load and prepare all shipments with care to attempt to assure arrival of Goods at destination in good condition, and bagged chemicals will be loaded in the carrier in such a manner as to attempt to preclude any shifting during transit, but Seller cannot control the manner in which the carrier is moved or handled and will not be responsible for shifting of loads within the carrier, or puncturing of bags or other damage to goods by material handling equipment. Seller assumes responsibility for failure of packaging seals.

Seller shall not be responsible to Buyer or any third party for any damages resulting from failure to manufacture, delays in manufacture, failure to make shipment, or delay in shipment where such failure to perform or delay in performance is due to compliance or noncompliance with any statutes, acts, ordinances, regulations, order or instructions of any federal, state, municipal or local government or any other agencies or departments; acts of God; acts of civil or military authority; fire; flood; strikes; factory or plant shutdown, or other labor disputes; embargoes, war, riot or civil disturbance; delays in transportation; inability of Seller to obtain necessary labor or to schedule manufacturing capacity; lack of manufacturing facilities or equipment of Seller; lack of utilities, utility service or energy availability or inability to obtain, or delays in obtaining materials, supplies, components, or other matters from third parties, or any cause or causes beyond the reasonable cause of Seller. If shipment by Seller is delayed or extended by Buyer, Buyer shall arrange for and notify Seller of the place or places to which Seller shall ship the Goods covered by the order, for warehousing or storage at Buyer's expense. All risk of loss or damage to the Goods shall be borne by Buyer.

XII. INSTALLATION.

Unless otherwise set forth in a quotation and/or acknowledgment, Seller shall not be responsible for installation. Cost of and all risks of damage to the equipment and/or components thereof caused by installation shall be the sole responsibility of Buyer. If supervision of installation and/or supervision of start-up of the equipment is to be provided by Seller, Buyer shall assume all costs incurred by Seller in furnishing supervision. If supervision of installation and/or supervision of start-up of the equipment is provided by Seller, Seller shall only be responsible for any loss or damage growing out of a direct negligent act or acts of Seller's supervisor.

SELLER SHALL NOT BE RESPONSIBLE FOR IMPROPER OPERATION OF THE EQUIPMENT DUE TO FAULTY ERECTION OR INSTALLATION.

XIII. PERFORMANCE.

Seller shall have no responsibility for the performance of its Goods when installed under conditions varying materially from those under which the product is usually tested or operated under existing industry standards.

XIV. LIMITATIONS OF LIABILITIES AND INDEMNITIES.

IN NO CASE, WHETHER AS A RESULT OF BREACH OF CONTRACT, BREACH OF WARRANTY OR TORT (INCLUDING SELLERS OR BUYERS NEGLIGENCE OR STRICT LIABILITY) SHALL SELLER BE LIABLE FOR ANY CONSEQUENTIAL OR INCIDENTAL DAMAGES INCURRED BY BUYER, INCLUDING BUT NOT LIMITED TO, LOSS OF SALES, PROFIT REVENUE OR GOOD WILL; LOSS OF USE OF GOODS OR ANY ASSOCIATED EQUIPMENT OR MATERIAL; COST OF CAPITAL; COST OF SUBSTITUTE PRODUCTS, FACILITIES OR SERVICES; DOWNTIME COSTS; ATTORNEY'S FEES OR LOSSES OR CLAIMS OR CLAIMS OF CUSTOMERS OF BUYER FOR SUCH DAMAGES. BUYER HEREBY AGREES TO INDEMNIFY AND HOLD HARMLESS SELLER FROM ANY AND ALL SUCH DAMAGES. BUYER FURTHER AGREES TO DEFEND INDEMNIFY AND HOLD HARMLESS SELLER FROM ANY AND ALL CLAIMS, LIABILITY, DAMAGES OR EXPENSES (INCLUDING ATTORNEY'S FEES) DUE TO PERSONAL INJURIES OR DEATH, TO BUYER, ITS EMPLOYEES, AND THIRD PARTIES AND FROM PROPERTY DAMAGE RESULTING FROM THE NEGLIGENCE OR STRICT LIABILITY OF BUYER NOTWITHSTANDING THE PROVISIONS OF ANY WORKER COMPENSATION OR SIMILAR STATUTE.

XV. LIMITATIONS OF ACTIONS.

(a) Buyer or anyone claiming through Buyer must bring any action against Seller within one (1) year from the date on which the act complained of occurs.

Seller shall have a maximum of four (4) years from the date when payment is due from Buyer to Seller to bring any action against Buyer.

XVI. SERVICE, OPERATING PROCEDURE, WARNINGS.

Should Buyer request startup supervision by Seller, a maximum number of days required for this supervision may be included and specified in the quotation and/or acknowledgment as a separate price item. The specified days are only approximate, since startup supervision is contingent upon equipment and work supplied by others and beyond the control of Seller, and Seller shall be paid for any days actually worked in addition to those specified on a prorated basis.

Startup supervision and warranty supervision and warranty service time will include all elapsed time during the standard working hours as defined by Seller or Seller's representative from the time Seller's representative leaves his operating base or another customer's plant. Where the service to be performed is startup supervision, Seller should be notified approximately 30 days prior to startup. Seller's representatives may be required to have standard time verification sheets approved by Buyer's authorized representative and the name and title of this representative should be furnished to Seller with the notification.

Unless set forth in the quotation and/or acknowledgment, Seller shall not be obligated to provide special operating manuals or operating procedures for the operation of its equipment or supply special warning placards to be affixed to the equipment. If such manuals, procedures or placards are provided by Seller, Buyer shall be responsible for payment of cost of furnishing such items; for instructing any operator of the equipment as to the contents of such manuals and/or procedures; for requiring that such procedures be abided by; for insuring that warning placards remain affixed to the equipment; and for requiring operators to abide by warning placards.

Any safety equipment required to be worn by any operator or maintenance person shall be provided by Buyer and the failure to provide such equipment or the failure to require the use thereof shall be the Buyer's sole responsibility. Buyer shall indemnify and hold Seller harmless for any liability with respect thereto.

Seller shall not be responsible for providing safety devices and/or guarding of the equipment except as provided for in the quotation and/or acknowledgment and Buyer specifically assumes all responsibility for supplying such safety devices and/or guarding necessary for the safe operation of the equipment. If safety devices and/or guarding are specified in the quotation and/or acknowledgment, Buyer shall be solely responsible for making certain that any operator of the equipment uses such safety devices and/or guarding and Buyer shall indemnify and hold Seller harmless with respect to any property damage and/or personal injury including death, occasioned by any person by reason of such failure on the part of Buyer and/or its operator.

XVII. PRODUCT CHANGES.

Factors beyond Seller's control and the need for continuing improvements of products require the making of changes in products from time to time. Seller reserves the right to make reasonable design modifications of parts against any order, unless this right is specifically waived by Seller in writing. Seller will, however, supply equipment dimensionally in accordance with certified drawings submitted for a given order. Seller will have no responsibility whatever with respect made to changes made to Goods sold but not manufactured by Seller. Product changes or modifications requested by a customer after a PO is acknowledged will require a \$250 change fee to be paid before any engineering and/or manufacturing work will commence.

XVIII. PATENTS.

Seller warrants that Goods furnished and any parts of those Goods which are manufactured to Seller's design, shall be delivered free of any rightful claim of infringement of any United States patent and that if Seller is notified promptly in writing of any claimed patent infringement and given authority, information, and assistance, Seller will defend or may settle, at its expense, any suit. Failure to do so will be considered a breach of this warranty by Seller and Seller shall pay all damages and costs awarded against Buyer due to such breach in case any Goods or parts thereof is in the suit held to constitute such an infringement. If the use of the Goods or parts is enjoined, or if Seller deems it necessary to defend or settle a claimed patent infringement, Seller shall at its expense and option, either procure for Buyer the right to continue using such Good or parts, or replace the same so that it becomes noninfringing or remove the Goods and refund the purchase price (less reasonable depreciation for any period of use).

The foregoing states the entire liability of Seller for patent infringement by said Goods of any part thereof.

The preceding paragraph shall not apply to any Goods or part specified by Buyer or manufactured to Buyer's design or to the use of any Goods furnished hereunder in conjunction with any other item(s) in a combination not furnished by Seller as a part of this transaction. As to any such item, part, or use in such combination, Seller shall have no liability whatsoever for patent infringement and buyer will indemnify Seller and hold Seller harmless against any claims liability damages or expenses including attorney's fees as a result of infringement claims arising therefrom.

XIX. COLLECTION COSTS, ATTORNEY'S FEES.

Buyer agrees that in the event suit is instituted by Seller to recover possession of any goods sold, to enforce any of these terms and conditions; or to collect any sums of money, damages or costs from the Buyer hereunder or any sum of money for the use or rental of the Goods, Buyer shall pay all actual costs of collection and attorney's fees incurred by Seller in such suit or suits. In the event that Buyer brings any action against Seller arising from the sale or use of Seller's Goods and Buyer fails to prevail in such action, Buyer hereby agrees to reimburse Seller for any attorney's fees and cost related to such litigation.

XX. ASSIGNMENT

(a) Except as provided to the contrary hereunder, Seller or Buyer may assign any contract resulting from one or more quotations and/or acknowledgements, with the other party's written consent, which shall not be unreasonably withheld.

Any such contract shall be binding upon and inure to the benefit of the successors and assigns of Buyer and Seller.

(c) Any assignment of such contract by Buyer, if approved by Seller, shall not relieve Buyer of buyer's duties to Seller hereunder, and in the event that Buyer's assignee fails in performing those duties to Seller, Seller shall have the right to pursue both Buyer and Buyer's assignee for any appropriate relief.

XXI. APPLICABLE LAW.

The validity, performance and all matters relating to the interpretation and effect of a contract resulting from any one or more quotations and/or acknowledgments shall be governed by the laws of the Commonwealth of Pennsylvania, U.S.A. The United States Convention on the International Sale of Goods shall not apply.

XXII. ARBITRATION.

Seller shall not be bound by any provision of any document of buyer requiring arbitration of any claim which Seller may have against Buyer related to or arising out of any contract resulting from one or more quotations and/or acknowledgments.

XXIII. SELLER'S REMEDIES.

Seller may simultaneously pursue any and all remedies it may have against Buyer for or on account of Buyer's failure to perform as agreed hereunder and in pursuing any one or more remedies Seller shall not be deemed to have made an election of remedies.

XXIV. WAIVER.

Failure of Seller to require Buyer's performance of any of these terms and conditions or waiver by Seller of any breach by Buyer or any of these terms and conditions shall not prevent subsequent enforcement of such term and/or condition, nor shall it be deemed a waiver of any subsequent breach thereof.

XXV. CAPACITY LIMITATIONS.

All quotations are based on the current availability of Seller's manpower, materials and manufacturing facilities to perform the design, fabrication, and services required. In the event other purchase orders are awarded to Seller that utilize the available manpower and facilities prior to the acknowledgment of Buyer's purchase order, Seller reserves the right to withdraw or amend its quotation accordingly.

XXVI. ENTIRE AGREEMENT.

The terms of a quotation and/or acknowledgment (including any specifications or other documents incorporated by reference therein) and these terms and conditions will constitute the entire understanding and agreement between Buyer and Seller concerning the subject matter. Any representation, promise, course of dealing or trade usage not contained herein will not be binding on either party. No modification and amendment, recession, waiver or other change of any resulting agreement or any part thereof shall be binding upon Seller unless consented to in writing by Seller's authorized representatives in Lake City, Pennsylvania, U.S.A. If any term or condition set forth in a quotation and/or acknowledgment is declared null and void by any court with competent jurisdiction, the remaining terms and conditions shall nevertheless remain applicable.

Van Air Systems Warranty

I. Deliquescent Dryers

The Deliquescent Dryer of all D-Series, PLD Series dryers, Gas Pak, and the Dry Pak Pro Series are warranted on a prorated basis against defective materials and workmanship for a period of 10 years from the date of shipment. This warranty covers only the deliquescent dryer and support grid of these dryers and does not include drain line components, structural frames, skids, hatch covers, gaskets, sight windows, accessories or expendable items.

Deliquescent Dryer Warranty									
1	2	3	4	5	6	7	8	9	10
100%		80%	70%	60%	50%	40%	30%	20%	10%

Peripheral components on Blast Pak Pro series dryers, including the after-cooler and pneumatic fan motor, are guaranteed to be free of defective materials and workmanship for 12 months after first use or 15 months from the date of shipment, whichever occurs first. The Blast Pak Pro Deliquescent Dryer carries a 15 year prorated warranty. The pro 100% for years 1-5 and prorated 10% annually for the remainder of the 15 year warranty.

Blast Pak PRO Deliquescent Dryer Warranty														
1	2	3	4	5	6	7	8	9	10	11	12	13	14	15
100%					90%	80%	70%	60%	50%	40%	30%	20%	10%	10%

II. Heatless Regenerative Desiccant Dryers

MHL, HL, FR, HLSXA/G series regenerative desiccant dryers are guaranteed to be free from defective materials and workmanship for a period of 12 months from the date of shipment. Adjustments to heatless dryers are routine and therefore certain items are excluded from this warranty. These items include but are not limited to seals, gaskets, filter elements, purge exhaust mufflers, and desiccants. FR Series dryers include peripheral accessories including drain valves, piping, coolers, and filters. All peripherals are covered under their respective warranty clauses.

III. Compressed Air & Gas Filter Housings

F200, GF200, and SEP Moisture Separator housings have a lifetime warranty to be free of defective materials and workmanship from the date of shipment. This warranty does not cover elements, drain line components, gaskets, o-rings, other seals, or accessories. Use of other manufacturers' filter elements voids this warranty.

F101 and GF105 housings are guaranteed to be free of defective materials and workmanship 12 months from the date of shipment. This warranty does not cover elements, drain line components, gaskets, o-rings, other seals, or accessories. Use of other manufacturers' filter elements voids this warranty.

IV. Automatic Drain Valves

MDV and EDV series automatic drain valves are guaranteed to be free of defective materials and workmanship for 1 year from the date of shipment. This warranty does not include seals and gaskets. PDV series automatic drain valves are guaranteed to be free of defective materials and workmanship for 15 months from the date of shipment or 12 months from the date of installation, whichever occurs sooner. Restrictions apply.

V. Aftercoolers

AC series aftercoolers are guaranteed to be free of defective materials and workmanship 12 months from the date of shipment. Restrictions apply.

VI. Cool Pak, ID Dryers, Moisture Block, Oil Water Separators, Mist Eliminators, and S-Series Separators

These products are guaranteed to be free of defective materials and workmanship 90 days from the date of shipment. Restrictions apply.

VII. Consumables and/or Wearable Items

No warranty applies to consumable or wearable items.

The obligation of Van Air Systems under this warranty policy may, at its option, be discharged by refunding the price of, furnishing or repairing without charge a similar part to replace any part of its own manufacture which, within the above specified periods, proves to have been defective, provided that within a reasonable time for inspection after delivery, the seller is notified of such defects and the equipment, material or part claimed to be defective is delivered prepaid to the seller at Lake City, Pennsylvania with evidence that it has been properly maintained and used in the accordance with instructions. If in connection with such warranties repairs are performed by the Buyer with the written authorization of the seller, then the expense in connection with such repairs shall not exceed the cost of material and direct labor. If such repairs are performed by the buyer without the written authorization of the seller, the seller will not assume any of the expenses in connection with such repairs and will immediately void any remaining warranty of the Goods. This warranty does not apply to defects resulting from shipping damage or misapplication. All warranty claims require a Return Materials Authorization (RMA) number from Van Air Systems customer service department. The repair or replacement warranty herein set forth is the exclusive warranty given by the seller for its goods. This warranty is given in lieu of any or all warranties, whether written or oral, expressed or implied. Any and all implied warranties of merchantability or fitness for any particular purpose are hereby expressly excluded by seller. Seller neither assumes, nor does it authorize any other person to assume on its behalf, any other liability in connection with the sale of its good. Please be aware that all freight expenses are not included as part of any warranty claims.

Warranty effective date: January 1st, 2026







2026 PRODUCT CATALOG